

SOUTHPORT FOOTBALL CLUB
THROUGH THE SEASON'S
1978/79 TO 2021/22



Each of our Non League seasons is covered in detail with the league table, results and attendances, player appearances and narrative from every one of our Non League Seasons.

1978/79

From playing in front of 10,089 (less around 50 depressed Sandgrounders) celebrating Watford fans at Vicarage Road as they began their climb through the leagues to 296 at Holly Park, South Liverpool, the contrast couldn't have been more stark and the reality of life in Non League football set in on the 19th August 1978.

What a lot of supporters had seen as inevitable had finally happened and on June 2nd 1978 Southport failed in their bid for re-election to the Football League. As with a lot of things Southport Football Club even the re-election bid hadn't been straight forward. The Club had not had a bad 1977/78 season, they finished above Rochdale who were seven points behind The Sandgrounders and who had suffered an alarming slump in gates whereas the Southport attendances had risen. Hopes had been high but there was one factor that hadn't been taken into account and he came in the guise of Southport Chairman Walter Giller who could best be described as abrasive, at worst, obnoxious, and by most, an absolute nightmare.

Wigan campaigned long and hard with Arthur Horrocks, a former director of Southport in the early seventies putting in a lot of time canvassing the other clubs vote. It couldn't have been closer on the day. Southport and Wigan tied on 26 votes each with Rochdale comfortably re-elected. The second ballot was clear cut with Wigan winning 29-20.



Our first Non League manager was Harry McNally.

Southport won the first game in Non League with Joe Turner taking the honours of scoring the first ever goal. The first season turned out to be not too bad and a finishing position of fifth was achieved with some very good games along the way. The highlights were undoubtedly a 3-1 win at Non League giants Altrincham which started off a run of four successive wins including 2-0 wins at former Football League Clubs Workington and Barrow, a 2-1 win at Champions elect Mossley and also grabbing a 1-1 draw at Matlock another team who finished above Southport.



1978/79 Terry Nolan, Ron Pickering, Joe Turner, Chris Kisby, Graham Cunneely, Graham Barrow, John Salter, Cliff Woof, Tommy Wheeldon Barry Knowles, John Gerrard, Nigel Halsall

In the FA Cup the town got behind the Club with over 600 taking to the roads to Northwich in the fourth qualifying round to see out a 0-0 draw. The replay saw 2002 return to Haig Avenue and in an electric atmosphere Southport prevailed 2-0 with Graham Barrow and Terry Nolan bringing the house down. It was a disappointing first round draw, away to Altrincham and in one of the best but most painful games of football you will ever witness we exited the competition 4-3. An estimated 800 Southport fans had made the trip which proved football was still alive in the town. We experienced the FA Trophy for the first time, losing 2-1 at Barrow in the 2nd round.



Ron Pickering was player of the year, and there was a 3-way tie for leading (league) goalscorer with Nolan, John Gerrard and John Beesley all netting 8 times. However, the decision not to accept the invitation to join the Football Alliance (now The Conference) on the grounds that the additional travelling costs were excessive alienated the supporters as Southport distanced themselves from ever getting back into the Football League. It was a decision that led to many people abandoning the club and the 1979/80 season was to prove to be a long hard struggle.

	1978/79	P	W	D	L	F	A	PTS	H	Att	A	Att
1	Mossley	44	32	5	7	117	48	69	0-1	1301	2-1	553
2	Altrincham	44	25	11	8	93	39	61	3-1	691	3-1	1683
3	Matlock Town	44	24	8	12	100	59	56	2-1	1216	1-1	987
4	Scarborough	44	19	14	11	61	44	52	1-2	487	0-1	1731
5	Southport	44	19	14	11	62	49	52	**	**	**	**
6	Boston United	44	17	18	9	40	33	52	1-0	513	0-1	1954
7	Runcorn	44	21	9	14	79	54	51	0-3	947	0-0	682
8	Stafford Rangers	44	18	14	12	67	41	50	1-2	690	1-1	1329
9	Goole Town	44	17	15	12	56	61	49	1-1	304	2-0	500
10	Northwich Vics	44	18	11	15	64	52	47	2-2	441	2-2	1117
11	Lancaster City	44	17	12	15	62	54	46	2-2	489	2-2	606
12	Bangor City	44	15	14	15	65	66	44	0-0	308	2-0	255
13	Worksop Town	44	13	14	17	55	67	40	2-0	352	2-0	332
14	Workington	44	16	7	21	62	74	39	3-1	493	2-0	436
15	Netherfield	44	13	11	20	39	69	37	2-1	469	1-2	205
16	Barrow	44	14	9	21	47	78	37	1-2	724	2-0	877
17	Gainsborough Trinity	44	12	12	20	52	67	36	3-3	398	0-3	475
18	Morecambe	44	11	13	20	55	65	35	1-0	894	1-0	443
19	Frickley Ath	44	13	9	22	58	70	35	0-0	422	3-1	551
20	South Liverpool	44	12	10	22	48	85	34	2-2	364	1-0	296
21	Gateshead	44	11	11	22	42	63	33	0-2	305	1-2	304
22	Buxton	44	11	9	24	50	84	31	2-1	230	1-1	490
23	Macclesfield Town	44	8	10	26	40	92	26	3-2	721	1-1	371

1978/79	Lge App	Lge Sub	Lge Goals	Cup App	Cup Sub	Cup Goals	Total App	Total Sub	Total Goals
Ron Pickering	43		1	9			52	0	1
Barry Knowles	41			9			50	0	0
Tommy Wheeldon	34	1	4	9		2	43	1	6
John Salter	32	1	2	4			36	1	2
Nigel Halsall	30	2	2	5			35	2	2
Graham Barrow	30		5	5		3	35	0	8
Graham Cunneely	29			4			33	0	0
Chris Kisby	28			4			32	0	0
John Higham	23			8			31	0	0
Terry Nolan	21	4	8	7		3	28	4	11
Cliff Woof	21	2		5			26	2	0
Joe Turner	17	3	6	1	2	1	18	5	7
Maurice Whittle	16		1	4		1	20	0	2
Steve Walsh	15	6	3	3			18	6	3
Malcolm Dalrymple	15			5			20	0	0
John Gerrard	15		8				15	0	8
Paul Birchall	14	1	1		1		14	2	1
John Beesley	13		8	3			16	0	8
George Dewsnpip	11	1	4	4		1	15	1	5
Frank Towers	8		5	2			10	0	5
Drew Ferguson	6		2		1		6	1	2
Dave Wignall	5		1	3			8	0	1
Brian Jackson	3	1		1			4	1	0
Mick Clarke	3						3	0	0
Jeff Swede	2	1		1			3	1	0
Tony Brookfield	2			1			3	0	0
Dave Furnival	2		1	2	1	1	4	1	2
Chris McKeown	2						2	0	0
John McInnes	1	2					1	2	0
Steve Cole	1						1	0	0
Hilton Phillips	1				1		1	1	0
Dave Billington	0	1					0	1	0
Pat Lavelle	0	1					0	1	0
own goals							0	0	0
TOTALS	484	27	62	99	6	12	583	33	74

1979/80

The seeds for the descent into the depths of the Northern Premier League were undoubtedly sown at the back end of 1978/79 when it was decided not to join the newly formed 'Football Alliance' a national non-league division being introduced for the first time.

Interest in the club waned dramatically at this perceived lack of ambition and the dawning reality that there would be no way back into the Football League in the foreseeable future.

There was however, for the first (and it transpired the last) time in several seasons a degree of continuity to start with, as the team fielded by Harry McNally in the opening game was made up entirely of players who had been with the club during the previous campaign.



Things rapidly unravelled though, as McNally departed in September followed by key players including Graham Barrow, Nigel Halsall, John Salter, Barry Knowles, Terry Nolan and Ron Pickering. Previously unsuccessful manager Jimmy Melia took up the reigns 'temporarily' until Allen Hampson



was appointed in January 1980. Hampson's 20 games in charge yielded just 17 points and a goal difference that read: for 13 against 41.

In a season of lows, the lowest ever home attendance (for a non-league game) of just 118 watched the insipid goalless draw with Netherfield on April Fool's Day. Southport also recorded the fewest ever wins (8) and fewest goals scored (30). Steve Woodcock was an unlikely leading scorer for the season with just 4 league goals. FA Cup and Trophy disappointments brought first hurdle defeats at home to Workington and away at Morecambe, the latter starting a run of five consecutive games



without scoring. Goalkeeper Graham Cunneely was player of the season.

An unexpected 2-1 win at Worksop in the closing game (following an 8-0 defeat at Matlock two days earlier, the heaviest ever non-league loss, in the penultimate match) with a team that contained just one player, Cliff Woof, from the XI who kicked off back in August, did however lift Southport out of the relegation/re-election places and meant we were able to look forward to another season of Northern Premier League football.

	1979/80	P	W	D	L	F	A	PTS	H	Att	A	Att
1	Mossley	42	28	9	5	96	41	65	2-7	338	0-3	848
2	Witton Albion	42	28	8	6	89	30	64	1-4	363	1-0	967
3	Frickley Athletic	42	24	13	5	93	48	61	0-3	418	2-2	386
4	Burton Albion	42	25	6	11	83	42	56	0-1	163	0-6	509
5	Matlock Town	42	18	17	7	87	53	53	0-2	191	0-8	566
6	Buxton	42	21	9	12	61	48	51	0-1	229	1-1	611
7	Worksop Town	42	20	10	12	65	52	50	0-1	565	2-1	207
8	Macclesfield Town	42	18	11	13	67	53	47	0-0	337	0-1	488
9	Grantham	42	18	8	16	71	65	44	0-1	526	1-2	480
10	Marine	42	16	10	16	65	57	42	0-2	212	0-2	436
11	Goole Town	42	14	13	15	61	63	41	1-1	387	1-4	306
12	Lancaster City	42	13	13	16	74	77	39	0-0	167	1-1	342
13	Oswestry Town	42	12	14	16	44	60	38	3-0	251	0-1	310
14	Gainsborough	42	14	8	20	64	75	36	2-1	167	2-1	630
15	Runcorn	42	11	11	20	46	63	33	0-4	272	1-0	793
16	Gateshead	42	11	11	20	50	77	33	2-1	246	0-3	163
17	Morecambe	42	10	12	20	40	59	32	0-1	241	0-0	287
18	Netherfield	42	7	15	20	37	66	29	0-0	118	1-1	200
19	Southport	42	8	13	21	30	75	29	**	**	**	**
20	South Liverpool	42	7	14	21	51	84	28	2-0	381	1-1	257
21	Workington	42	8	12	22	50	85	28	1-1	298	0-4	434
22	Tamworth	42	8	9	25	26	77	25	1-1	243	1-1	233

1979/80	Lge App	Lge Sub	Lge Gls	Cup App	Cup Sub	Cup Gls	Total App	Total Sub	Total Goals
Graham Cunneely	39			7			46	0	0
Cliff Woof	36		1	6	1	1	42	1	2
Steve Woodcock	30	1	5	6			36	1	5
John McInnes	29	3		6			35	3	0
Alan Wilson	27		1	5		1	32	0	2
Paul Birchall	24		2	5		1	29	0	3
Chris Duffey	23			2	1		25	1	0
Barry Knowles	22		1	7			29	0	1
Tommy Wheeldon	18	1	2	3			21	1	2
Nigel Halsall	18		3	4			22	0	3
Alan Francis	17	5	2	1	2		18	7	2
John Moogan	17	1	2	2	1		19	2	2
Keith Saunders	17			1			18	0	0
Terry Nolan	15	2	3	3			18	2	3
John Salter	15		1	3			18	0	1
Pat Duggan	14	5	1	3			17	5	1
Graham Barrow	14			2			16	0	0
Peter Doyle	12			2		1	14	0	1
Paul Williams	10	2		2			12	2	0
Brian Robinson	10			2			12	0	0
Peter Roberts	9		1	4			13	0	1

Ron Pickering	8			2			10	0	0
Steve Adams	6	1		1			7	1	0
Joe Turner	6		2	2			8	0	2
Steve McNally	5	1	2				5	1	2
John Gerrard	4	2					4	2	0
John Smith	4						4	0	0
Gary Stott	3			1			4	0	0
Mick Betts	2						2	0	0
Matthew Holmes	1	1					1	1	0
Phil King	1	1		1			2	1	0
John Beesley	1			3		1	4	0	1
Drew Brand	1			1			2	0	0
Mick Clarke	1				1		1	1	0
Vin Dobie	1						1	0	0
Jamie Leneghan	1						1	0	0
Dave Pearson	1						1	0	0
Chris Armstrong				1			1	0	0
own goals			1				0	0	1
TOTALS	462	26	30	88	6	5	550	32	35

1980/81

Of all the 'transitional' seasons Southport experienced during the non league years, 1980/81 must rank as the one where things lurched from crisis to emergency on the most regular basis. The footballing side was almost an irrelevance as the club seemed doomed to close on more than one occasion.

That the club did indeed go into administration, and Southport FC Co Ltd was wound up mid-season (without any points deduction!) but survived and avoided relegation was nothing short of miraculous.

Alan Hampson moved on quietly during the summer of 1980 and the unenviable task of leading Southport into the 1980/81 season was handed to another former manager, the much respected



Allan Brown. A 'mix up' led to neither of the two contracted players, Graham Cunneely or John McInnes initially being re-engaged although McInnes did re-sign. Player of the year Cunneely moved to Marine as a free agent in a crass moment of maladministration. Alan Wilson and Steve Woodcock sought pastures new, although both returned mid-season. A core of last season's non contracted players were thus accompanied by triallists and hopefuls when Mr Brown commenced the pre-season training, a week early on July 9th. Despite an indifferent series of friendly

results, the manager declared himself 'pleased' with his new look squad ahead of the opening day home fixture against Grantham.

It transpired that the starting line up for our opening game against Grantham contained (only) four debutants – goalkeeper Alan Alty, central defenders Dave Ramsden and Rick Burgess and striker Ged Guest. That the match ended in an ignominious 3-0 defeat soon paled into insignificance as it emerged that the only remaining club director Walter Giller and his sidekick/club secretary Gordon Brown had walked out shortly before the kick off. Mr Giller was famously quoted as saying "there are only so many times you can flog a dead horse..."



The first four league games were lost and an exit in the FA Cup in the 1st qualifying round with a home defeat to St Helens Town. A mini run in the FA Trophy took the club to the 3rd qualifying round but home defeat to Lancaster City.

Day to day running of the club passed to a band of volunteers who, against all the odds, kept the club afloat until January, when the inevitable administration and reformation took place. Allan Brown's assistant Stuart Imlach was the first casualty as there simply wasn't enough money coming in to pay even basic expenses. The manager himself left 'by mutual consent' in January. And following a brief period – one game, won 1-0 at Oswestry – where club stalwart Charlie Powell took over the reins, new owners Colin and Deric Hall brought in their own man, John Johnson, as player manager from Netherfield. Johnson officially arrived on Thursday 29 January, two days after a 2-1 defeat at home to Netherfield. Amongst his first achievements was the annulment of that game due to Netherfield fielding an ineligible player. The re-arranged match was 0-0.

Johnson's arrival saw a gradual uplift in performances (but not necessarily results) and a major overhaul of the squad – the line up for the closing day 2-2 draw with Tamworth contained just three survivors from those who started on the opening day.

Vin Dobie and Paul Birchall each netted five league goals to share the leading scorer 'honours' Alan



Alty pictured at the player reunion of 2011, was player of the season.

	1980/81	P	W	D	L	F	A	PTS	H	Att	A	Att
1	Runcorn	42	32	7	3	99	22	71	1-3	483	0-3	1298
2	Mossley	42	24	7	11	95	55	55	1-3	308	0-2	668
3	Marine	42	22	10	10	66	41	54	2-3	311	0-1	443
4	Buxton	42	21	7	14	64	50	49	0-2	197	0-2	571
5	Gainsborough	42	17	13	12	80	57	47	4-2	147	0-0	186
6	Burton Albion	42	19	8	15	63	54	46	1-1	203	2-5	582
7	Witton Albion	42	19	8	15	70	62	46	2-2	272	0-4	478
8	Goole Town	42	14	16	12	56	50	44	0-0	211	1-2	333
9	South Liverpool	42	19	6	17	59	64	44	2-0	323	0-2	386
10	Workington	42	15	13	14	57	48	43	0-0	200	0-4	385
11	Gateshead	42	12	18	12	65	61	42	1-1	249	2-0	222
12	Worksop Town	42	15	11	16	66	61	41	2-1	226	2-1	367
13	Macclesfield	42	13	13	16	52	69	39	0-1	238	1-0	412
14	Grantham	42	14	9	19	57	74	37	0-3	205	1-3	359
15	Matlock Town	42	12	12	18	57	80	36	2-2	216	1-1	629
16	Lancaster City	42	13	9	20	48	70	35	1-2	205	1-0	193
17	Netherfield	42	11	12	19	73	81	34	0-0	144	1-2	242
18	Oswestry Town	42	13	8	21	54	67	34	3-2	165	1-0	367
19	King's Lynn	42	8	18	16	46	65	34	2-0	175	0-3	324
20	Southport	42	11	11	20	42	68	33	**	**	**	**
21	Morecambe	42	11	8	23	42	74	30	1-1	189	2-1	215
22	Tamworth	42	9	12	21	38	76	30	2-2	210	0-1	126

1980/81	Lge App	Lge Sub	Lge Gls	Cup App	Cup Sub	Cup Gls	Total App	Total Sub	Total Goals
John McInnes	37		1	9			46	0	1
Alan Alty	33	1		9			42	1	0
Ray Pritchard	33		2	7			40	0	2
Alan Francis	26	4	3	10		3	36	4	6
Ricky Burgess	26		1	5			31	0	1
Paul Birchall	25	2	5	5		1	30	2	6
Ray Mawson	25		1	7			32	0	1
Vin Dobie	24	1	5	1		1	25	1	6
Dave Ramsden	18	2		9			27	2	0
Chris Duffey	17		2	6		1	23	0	3
Steve Woodcock	16	4	1	6		1	22	4	2
Ged Guest	16	1	4	8		2	24	1	6
John Johnson	16		1	1			17	0	1
Alan Wilson	15			6		1	21	0	1
Dave Styles	12		2	9		3	21	0	5
John Gerrard	11		3				11	0	3
John Moogan	10		1	3	1		13	1	1

John Ritson	10		1	2		1	12	0	2
John Smith	10		1	2	1		12	1	1
Ian Michaels	9	1		4	1	1	13	2	1
Steve Sale	9		1				9	0	1
Tony Brookfield	8		2	2	1		10	1	2
Frank Rennison	7	1	2				7	1	2
Alan Killingbeck	6			2			8	0	0
Paul O'Neill	5			1			6	0	0
Cliff Woof	5						5	0	0
Phil Robins	4	2					4	2	0
Pat Duggan	4			1			5	0	0
Steve Skeete	4			2			6	0	0
Frank Towers	4		1				4	0	1
Mark Connor	3	3		1	1		4	4	0
Chris Wilson	3	1	1	1			4	1	1
Kevin Ainscough	3						3	0	0
Max Branch	2	1					2	1	0
Dave Mitchell	2						2	0	0
Graham Whittaker	2			1			3	0	0
Ian Rothwell	1	1					1	1	0
John Coates	1						1	0	0
Mike Halligan				1			1	0	0
own goals			1			1	0	0	2
TOTALS	462	25	42	121	5	16	583	30	58

1981/82



A busy summer of 1981 saw John Johnson recruit Gary Cooper, Rick Malone, Dave Brook, Paul Bretherton, Lawrie Walsh, Kevin Gerard, Paul Gregory and Martin Eatough to his squad. Further key signings, Joe Strong and Mick Parry, arrived in September. During the season, former players Alan Wilson, Frank Towers and John Beesley returned, whilst a young goalkeeper named Paul Evans came on loan from Blackpool. The emergence of John McInnes as an accomplished sweeper saw Johnson limit his own appearances before switching to right back.



Adult season tickets were priced at £16 for the stand and £12.50 ground.

Ambitious plans were formulated for the extension of the stand, a new VIP lounge and a gym. The Blowick end was to be levelled for match day car parking doubling as a 5-a-side training pitch. The supporter's clubhouse was renovated at a cost of £25,000 and re-opened by Tom Finney and Billy Bingham.

A first ever reunion of former football league players marked the club's centenary year. On the field an enjoyable league season, including a memorable 4-1 win at Marine (with Cooper netting the first



hat trick by a Southport player for 10 years) was tempered by disappointing first hurdle defeats in the FA Cup and trophy. We lost 1-0 to 10-man Droylsden (Cooper missed a penalty) in the cup and 2-1 (Cooper scored a penalty) at Nantwich in the trophy.

An initiative to admit school children free resulted in over 2000 (noisy!) spectators on the ground (official attendance 1197) for the 1-1 home draw with Gainsborough Trinity in March. Hopes of a top four finish faded with three defeats in our last four games but 8th place and 63 points was respectable, particularly in light of what had gone before. Cooper finished as top scorer with an



impressive 21 league goals, Joe Strong was player of the year. 19 year old Frank Deary picked up reserve team player of the year, the awards being presented by Everton's Alan Irvine.

	1981/82	P	W	D	L	F	A	PTS	H	Att	A	Att
1	Bangor City	42	27	8	7	108	60	62	2-1	666	2-4	603
2	Mossley	42	24	11	7	76	43	59	1-0	422	2-4	928
3	Witton Albion	42	22	10	10	75	44	54	2-1	277	3-4	555
4	Gateshead	42	19	14	9	65	49	52	2-0	259	0-0	350
5	King's Lynn	42	19	12	11	61	36	50	1-1	278	0-0	688
6	Grantham	42	18	13	11	65	53	49	2-1	300	1-2	339
7	Burton Albion	42	19	9	14	71	62	47	2-1	365	2-0	488
8	Southport	42	16	14	12	63	55	46	**	**	**	**
9	Marine	42	17	12	13	64	57	46	1-0	825	4-1	410
10	Macclesfield	42	17	9	16	67	58	43	2-2	336	1-1	247
11	Workington	42	18	7	17	62	60	43	0-0	315	2-3	532
12	Worksop Town	42	15	13	14	52	60	43	4-1	293	1-1	306
13	South Liverpool	42	13	13	16	55	57	39	1-1	391	1-0	222
14	Goole Town	42	13	13	16	56	60	39	2-0	477	2-2	179
15	Oswestry Town	42	14	11	17	55	59	39	2-2	192	0-2	236
16	Buxton	42	14	11	17	48	56	39	0-1	295	1-3	259
17	Lancaster City	42	13	12	17	47	50	38	2-3	526	0-1	340
18	Gainsborough	42	10	13	19	60	69	33	1-1	1197	0-4	551
19	Tamworth	42	10	9	23	31	56	29	1-1	324	3-0	116
20	Morecambe	42	9	11	22	43	86	29	2-1	359	0-0	312
21	Matlock Town	42	7	12	23	38	72	26	1-1	307	4-1	560
22	Netherfield	42	5	9	28	31	91	19	0-2	354	3-1	200


1981/82	Lge App	Lge Sub	Lge Gls	Cup App	Cup Sub	Cup Gls	Total App	Total Sub	Total Goals
Ray Mawson	42			12		1	54	0	1
Martin Eatough	37	2	5	11			48	2	5
Dave Brook	37	1		11		1	48	1	1
John Gerrard	35		8	12			47	0	8
Lawrie Walsh	34		1	11			45	0	1
Gary Cooper	32	5	21	12		9	44	5	30
John Johnson	32			12			44	0	0
Joe Strong	32		12	11		1	43	0	13
Mick Parry	31	1	5	8	1	1	39	2	6

John McInnes	28	3	2	6			34	3	2
Alan Alty	28			11			39	0	0
Alan Wilson	25		2	8			33	0	2
John Beesley	11		4				11	0	4
Paul Evans	11						11	0	0
Kevin Gerrard	11			1		2	12	0	2
Paul Bretherton	9	3	1	2	1	1	11	4	2
Rick Malone	7						7	0	0
Paul Birchall	6						6	0	0
Mark Capstick	4	1					4	1	0
Frank Towers	3	3		1	2		4	5	0
Paul O'Neill	2			1			3	0	0
Paul Gregory	1	2	1	1			2	2	1
John Coates	1						1	0	0
Paul Jubbs	1						1	0	0
Andy Lane	1						1	0	0
Ray Pritchard	1			1			2	0	0
own goals			1				0	0	1
TOTALS	462	21	63	132	4	16	594	25	79

1982/83

With the nucleus of last season's squad plus the addition of several new signings, there was an air of cautious optimism around Haig Avenue as the club kicked off the 1982/83 season. But after three wins and two draws in the first six games, form became erratic and ten games without a league win saw the club languishing in the lower reaches of the table by November.

Experienced defenders Ken Higham and Mick Hill bolstered the ranks and goalkeeper Phil Rudkin



briefly challenged Paul Evans but the latter soon re-established himself and won the

player of the season award. The much-vaunted signing of Ian Innes was cruelly tempered as he suffered a double fracture of his leg in a pre-season friendly at Marine.



1982-83

D.BROOK G.COOPER P.RUDKIN M.HILL A.WILSON J.McINNES L.WALSH
M.EATOUGH R.MAWSON J.JOHNSON J.STRONG M.PARRY

Gary Cooper and Joe Strong never quite recaptured their goalscoring exploits although Cooper did net a memorable hat-trick in the 3-1 win against Goole that ended the ten game unsuccessful run. And his total of 15 for the season saw him comfortably finish as leading scorer. Tommy O'Neil re-joined in October and again served the club well. Another former league player, Mick Moore, also re-appeared briefly.

A first ever foray into the Preliminary Round of the FA Cup saw us negotiate past Lytham, but a poor performance at Darwen meant we exited at the next hurdle.

Two FA Trophy qualifying round home wins took us to snow-bound Spennymoor on the Saturday before Christmas but the ill-equipped team (several of whom wore trainers borrowed from visiting supporters) slid to an embarrassing 5-0 defeat.

Once again off-field activities often overshadowed, and at times distracted from what was happening on the pitch. Colin and Deric Hall resigned and handed over running of the club to a consortium headed by lifelong fan Gary Culshaw and including manager John Johnson and assistant Les Traynor. A further addition to the board came in the shape of Charles Clapham, who after attending his first game in November, soon found himself appointed as Commercial Director, replacing the somewhat hapless Traynor. Johnson admitted to 'losing focus' on his footballing responsibilities but it came as a surprise when he and Traynor both quit in March.



Former player George Ross took over as manager and after an initial, and impressive, 2-1 win against high-flying Burton Albion oversaw a dreadful end of season run in which we picked up just one point from our final eight games. Ross was promptly confirmed as manager for 1983/84.

	1982/83	P	W	D	L	F	A	PTS	H	Att	A	Att
1	Gateshead	42	32	4	6	114	43	100	0-2	300	0-2	274
2	Mossley	42	25	9	8	77	42	84	1-1	252	4-1	589
3	Burton Albion	42	24	9	9	81	53	81	2-1	216	2-3	626
4	Chorley	42	23	11	8	77	49	80	0-1	432	1-1	415
5	Macclesfield	42	24	8	10	71	49	80	0-2	353	2-3	478
6	Marine	42	17	17	8	81	57	68	2-1	442	2-2	551
7	Workington	42	19	10	13	71	55	67	1-2	308	2-2	259
8	Hyde United	42	18	12	12	91	63	66	2-3	378	0-3	574
9	King's Lynn	42	17	13	12	62	44	64	0-1	232	0-0	379
10	Matlock Town	42	18	10	14	70	65	64	1-2	305	2-2	575
11	Witton Albion	42	17	12	13	82	52	63	1-2	311	0-0	402
12	Buxton	42	17	9	16	60	62	60	0-0	301	1-4	317
13	Morecambe	42	16	11	15	75	66	59	2-2	301	1-1	257
14	Grantham	42	15	13	14	49	50	58	0-2	192	1-1	243
15	Southport	42	11	14	17	58	65	47	**	**	**	**
16	Goole Town	42	13	7	22	52	66	46	3-1	280	2-1	197
17	Gainsborough	42	11	9	22	60	71	42	4-2	250	0-1	325
18	Oswestry Town	42	10	8	24	56	99	38	2-3	250	2-2	167
19	South Liverpool	42	7	15	20	57	91	36	2-3	400	1-1	178
20	Tamworth	42	7	8	27	44	97	29	1-0	230	3-2	150
21	Worksop Town	42	5	10	27	50	98	25	3-2	291	0-0	150
22	Netherfield	42	2	9	31	28	129	15	3-0	261	2-0	148

1982/83	Lge App	Lge Sub	Lge Gls	Cup App	Cup Sub	Cup Gls	Total App	Total Sub	Total Goals
Ray Mawson	42			13			55	0	0
Martin Eatough	40	2	6	14		1	54	2	7
Mick Hill	40		3	14			54	0	3
Alan Wilson	39		3	12			51	0	3

Mick Parry	36		10	14		3	50	0	13
Gary Cooper	34	3	15	12		2	46	3	17
Dave Brook	33	3	4	13	1	1	46	4	5
Paul Evans	33			14			47	0	0
Joe Strong	31	2	8	12	1	3	43	3	11
Ken Higham	29		1	8			37	0	1
John McInnes	23	4		5	4		28	8	0
Tommy O'Neil	21	4	2	7	1	1	28	5	3
John Johnson	10			6			16	0	0
Phil Rudkin	9						9	0	0
Lawrie Walsh	9			4			13	0	0
Frank Deary	8						8	0	0
Dave Brand	4	1	3	1	1	2	5	2	5
Ian Innes	4						4	0	0
Ray Redshaw	4			2			6	0	0
Phil Williams	3	1	1	1			4	1	1
Ricky Burgess	3			1			4	0	0
Ian Clague	3						3	0	0
Ian Workman	2						2	0	0
Micky Moore	1		1	1	1		2	1	1
Steve Rigby	1						1	0	0
own goals			1				0	0	1
TOTALS	462	20	58	154	9	13	616	29	71

1983/84

George Ross resigned as manager at a board meeting on 10 May 1983, his resignation being unanimously accepted by those directors who had appointed him on a permanent basis just 13 days previously.



In stepped former Witton Albion and South Liverpool boss Russ Perkins. Russ brought with him a clutch of former Witton players, assistant manager Alex Gibson and reserve team boss Bob Johnston.

There were six debutants in the opening day fixture against Stafford Rangers and it was one of them, John Brady, who netted the injury-time equaliser in a 1-1 draw. The next five games were lost, meaning a run of 14 games (spread over two seasons) yielded just two points.

The rot finally stopped with a memorable 3-0 win at Hyde and as three out of the next four were won things seemed to be gradually taking shape. But a head injury sustained by Paul Evans meant that 17 year old Bootle schoolboy goalkeeper Ray Hughes was thrust into action for a midweek game at Marine – which was lost 5-2 with Marine's Jimmy Thornton netting four. An abject display at Barrow resulted in a 5-1 defeat and with the team hovering next to bottom of the league Perkins quit after successive 4-0 defeats, at home to Chorley, and in his final game in charge, the return fixture at Stafford.

Progress was minimal in both the FA Cup and Trophy. We negotiated two qualifying rounds of the cup before bowing out 2-1 at Horwich, a game remembered for an astonishing miss by Joe Strong from one yard out and for RMI scoring their winning goal while there were two balls on the pitch. In the trophy we beat Bridlington in a replay but then lost 1-0 at home to Workington after a goalless first encounter.



Alex Gibson took charge and league form immediately improved; an unlikely five game unbeaten run saw some cohesion finally instilled into the defence, built around Ben Seddon and Jay McComb. Rumours abounded that Emlyn Hughes was to be recruited as player manager but the



eventual appointment (after a double change of mind) was ex Mossley boss Bob Murphy, described by chairman Gary Culshaw as "Southport's most important signing". He took over

the reins (with Gibson reverting to assistant) in February and Murphy's first game in charge was a 2-2 draw – at Mossley.

Form remained erratic – Murphy's first seven games only brought one win – but the final three league matches were all won and silverware, in the form of the prestigious Dairy Crest Lancashire Floodlit Trophy, was achieved with a splendid 4-0 success against Horwich at Deepdale. Young striker Andy Mutch netted a hat-trick in the final.

McComb was player of the season, Strong's 10 league goals made him leading goalscorer.

	1983/84	P	W	D	L	F	A	PTS	H	Att	A	Att
1	Barrow	42	29	10	3	92	38	97	1-3	313	1-5	1135
2	Matlock Town	42	23	8	11	72	48	77	1-2	256	0-1	417
3	South Liverpool	42	22	11	9	55	44	77	1-0	269	2-4	339
4	Grantham	42	20	8	14	64	51	68	0-1	301	0-3	299
5	Burton Albion	42	17	13	12	61	47	64	2-0	174	1-3	714
6	Macclesfield	42	18	10	14	65	55	64	2-0	242	0-2	432
7	Rhyl	42	19	6	17	64	55	63	3-0	288	0-0	370
8	Horwich RMI	42	18	9	15	64	59	63	2-2	304	1-2	376
9	Gainsborough	42	17	11	14	82	66	62	2-1	579	1-1	587
10	Stafford Rgrs	42	15	17	10	65	52	62	1-1	436	0-4	727
11	Hyde Utd	42	17	8	17	61	63	59	2-1	214	3-0	444
12	Marine	42	16	10	16	63	68	58	3-0	325	2-5	622
13	Witton Albion	42	14	14	14	64	57	56	2-1	363	1-2	394
14	Chorley	42	14	11	17	68	65	53	0-4	442	2-1	438
15	Workington	42	14	9	19	53	57	51	1-1	210	0-2	304
16	Southport	42	14	8	20	57	74	50	**	**	**	**
17	Worksop Town	42	13	8	21	57	74	47	1-1	225	1-0	170
18	Goole Town	42	12	10	20	59	80	46	1-2	241	1-3	160
19	Morecambe	42	11	12	19	59	75	45	0-2	414	2-1	363
20	Oswestry Town	42	11	8	23	66	97	41	3-3	326	3-2	134
21	Buxton	42	11	6	25	52	91	39	0-1	386	2-3	251
22	Mossley	42	9	9	24	47	74	36	4-2	238	2-2	417

The run to the silverware at Deepdale:

H	Marine	Gp	W	2-1	156	Brady, McMahon
A	Skelmersdale Utd	Gp	W	3-0	80	Cooper, Brady, Strong
A	Marine	Gp	W	1-0	158	Hodge
H	Skelmersdale Utd	Gp	L	1-3	160	Brady
A	Leyland Motors	Gp	W	3-1	180	Cooper, Thomas, Strong

H	Leyland Motors	Gp	W	2-0	117	Hodge(2)
A	South Liverpool	Gp	D	2-2	114	Wood, Strong
H	South Liverpool	Gp	L	0-2	106	
N	Horwich RMI	Final	W	4-0	475	Wood, Mutch(3)

	Lge App	Lge Sub	Lge Gls	Cup App	Cup Sub	Cup Gls	Total App	Total Sub	Total Goals
1983/84									
Jay McComb	41			18			59	0	0
Paul Evans	40			18			58	0	0
Joe Strong	39	1	10	17	1	6	56	2	16
Ben Seddon	38		2	19			57	0	2
Andy Reid	29			14			43	0	0
Gary Cooper	26	1	6	8	4	4	34	5	10
John Brady	24	1	5	13		5	37	1	10
John McMahon	24		5	15		3	39	0	8

Niel Wood	23	1	3	16		4	39	1	7
Ray Mawson	23			9			32	0	0
Keith Tierney	14		2	12		1	26	0	3
Alan Wilson	13		1	3		3	16	0	4
Ian Hodge	12	6	3	13		5	25	6	8
Martin Eatough	12	2	2	3	2		15	4	2
Kevin Humphries	12			5			17	0	0
Andy Mutch	10	1		5	1	4	15	2	4
Shaun Teale	10		1	3			13	0	1
Kenny Freeman	9			6	1		15	1	0
Rob Sturgeon	9		1	5	2	1	14	2	2
John Beesley	8		3	4	2		12	2	3
John Veacock	8		5	2			10	0	5
John Millar	7	1	2	2	1		9	2	2
Mick Quinn	7	1		3	1		10	2	0
Tony Keyes	3	1		2			5	1	0
Ray Thomas	3	1		3	1	1	6	2	1
John Gautrey	3			1			4	0	0
Steve Jones	3			1			4	0	0
Ray Birch	2		1	1			3	0	1
Brian Hart	2						2	0	0
Ray Hughes	2			2	1		4	1	0
Ian Innes	1	2					1	2	0
John Lawler	1	2			2		1	4	0
Colin Edwards	1			2			3	0	0
Bob Johnston	1						1	0	0
Mick Richmond	1			1			2	0	0
Len Williams	1						1	0	0
Billy Hughes	0	3		2			2	3	0
David Mottershead				1			1	0	0
Connor				1			1	0	0
Steve Woodcock				1			1	0	0
Ian Clague				3	4		3	4	0
Steve Rigby				1			1	0	0
Ged Parr				1			1	0	0
Tony Rodwell				6			6	0	0
own goals			5				0	0	5
TOTALS	462	24	57	242	23	37	704	47	94

1984/85

Close season activity in 1984 saw manager Bob Murphy twice approached by NPL Champions Barrow but opting to stay put at Southport and being rewarded with a two-year contract. Mr Murphy cited “loyalty and the unbridled ambition of the board of directors” as his reasons for staying. The composition of that board was however altered when chairman Gary Culshaw resigned and was replaced by commercial director Charles Clapham with Mr Clapham’s company Palace Chemicals being announced as Southport’s first ever shirt sponsors.

An indifferent pre-season campaign saw the departure of skipper Ben Seddon and just two additions to the Southport squad. Defender Wayne Roberts and midfielder Kevin Gorman had both previously been with Murphy at Mossley and both featured in the opening day 4-1 home defeat by Hyde United. Roberts was not seen again after his inauspicious debut, whilst Gorman lasted until December. That defeat was followed three days later by a memorable 5-0 win at Rhyl and these two displays set the tone for a season of inconsistent performances and high scoring games. A prime example of this came mid-term when we beat Witton 5-2, drew 2-2 with Goole then lost 5-2 at Oswestry within the space of eight action packed days (the three games being watched by a total of just 712 spectators).



The FA Cup was exited in a second qualifying round replay at Alfreton and fared no better in the Trophy, where a 6-1 defeat at Worksop was a particular low spot in a season of ups and downs. Further defeats in December brought matters to a head and Murphy was dismissed immediately after losing at Morecambe in the Lancashire Junior Cup. An early Christmas present for the Southport



supporters came with the swift appointment of popular former player **Manager Bryan Griffiths**

Bryan Griffiths and a rapid overhaul of the playing staff. Injury to Paul Evans meant six different goalkeepers were used during the season, and a total of 42 players appeared in the 42 league games.

Perhaps inevitably, the inconsistent form continued but the season ended with a flourish as Andy Mutch netted a hat trick in the 7-1 demolition of Buxton, giving him an impressive total of 21 league

goals for the season. Kevin McCormack weighed in with a healthy 14 goals in 29 league appearances including a hat trick in the aforementioned success against Witton.



McCormack pictured in action was Player of the Season.

	1984/85	P	W	D	L	F	A	PTS	H	Att	A	Att
1	Stafford Rgrs	42	26	8	8	81	40	86	0-3	419	2-0	904
2	Macclesfield Town	42	23	13	6	67	39	82	2-2	348	2-2	421
3	Witton Albion	42	22	8	12	57	39	74	5-2	335	2-2	463
4	Hyde Utd	42	21	8	13	68	52	71	1-4	381	1-3	321
5	Marine	42	18	15	9	59	34	69	1-1	407	0-3	558
6	Burton Albion	42	18	15	9	70	49	69	1-0	348	0-3	822
7	Worksop Tiown	42	19	10	13	68	56	67	2-1	186	0-1	311
8	Workington	42	18	9	15	63	57	63	1-0	301	1-2	298
9	Horwich RMI	42	16	14	12	67	50	62	0-2	276	2-1	359
10	Bangor City	42	17	9	16	70	61	60	1-1	302	2-1	453
11	Gainsborough	42	14	14	14	72	73	56	1-2	333	2-3	297
12	Southport	42	15	9	18	65	66	54	**	**	**	**
13	Matlock Town	42	14	9	19	56	66	51	2-3	263	2-2	254
14	Oswestry Town	42	14	9	19	59	75	51	0-1	209	2-5	171
15	Mossley	42	14	9	19	45	65	51	2-1	317	0-2	278
16	Goole Town	42	13	11	18	60	65	50	3-2	266	2-2	206
17	Rhyl	42	11	14	17	52	63	47	1-0	287	5-0	422
18	Morecambe	42	11	14	17	51	67	47	0-1	287	1-1	150
19	Chorley	42	12	10	20	47	63	46	0-1	394	2-2	267
20	South Liverpool	42	9	15	18	43	71	42	0-2	338	0-1	221
21	Grantham	42	8	13	21	41	69	37	3-0	254	2-0	359
22	Buxton	42	8	6	28	38	79	30	7-1	226	2-0	223

1984/85	Lge App	Lge Sub	Lge Gls	Cup App	Cup Sub	Cup Gls	Total App	Total Sub	Total Goals
Shaun Teale	40		2	17		3	57	0	5
Andy Reid	37		2	12		1	49	0	3
Andy Mutch	36	3	21	14	1	4	50	4	25
Keith Tierney	35	2	3	13	2	3	48	4	6
Kevin McCormack	29		14	14		9	43	0	23
Rob Sturgeon	27		1	7	1		34	1	1
Tony Rodwell	24	4	3	13	2	1	37	6	4
Jay McComb	23			10		1	33	0	1
Kevin Gorman	20		1	8			28	0	1
Jon Gautrey	18	2	1	13		2	31	2	3
Paul Evans	17			13			30	0	0
Steve Jackson	16		4	9		1	25	0	5

Ian Senior	15			2			17	0	0
John Brady	14		1	4		3	18	0	4
Gary Cooper	11	4	4	2	6	2	13	10	6
Peter Cumiskey	11			2			13	0	0
Billy Hughes	11		1	5	1	1	16	1	2
Dave Martindale	8			4			12	0	0
Kevin Humphries	7	1		1		1	8	1	1
Joe Strong	6	2	2	1	1	1	7	3	3
Greg Brown	6	1	2	3	1	1	9	2	3
Ronnie Kilshaw	6			2			8	0	0
Brian Halsall	5						5	0	0
Steve Rigby	4	1		1	1		5	2	0
Dave Pennell	4			2			6	0	0
Niel Wood	4			3			7	0	0
John Beesley	3		1				3	0	1
Alex Hurstfield	3			1			4	0	0
Dave Renshaw	3			1			4	0	0
Graham Rowlands	3				2		3	2	0
Peter Williamson	3			1			4	0	0
Paul Wilkinson	2	2		2	1		4	3	0
John McMahon	2	1		2			4	1	0
Graham Heathcote	2		1				2	0	1
Graham Maudsley	2		1				2	0	1
Dave Wynn	1	1					1	1	0
Robbie Griffiths	1				1		1	1	0
Dave Mottershead	1			1			2	0	0
Bob Pither	1						1	0	0
Wayne Roberts	1						1	0	0
Ian Clague	0	3		1	1		1	4	0
Mark Lambrinos	0	2					0	2	0
Kenny Freeman				1			1	0	0
Ken Higham				1			1	0	0
Graham Lunt				1			1	0	0
Mark Tansey					1		0	1	0
own goals						1	0	0	1
TOTALS	462	29	65	187	22	35	649	51	100

1985/86

A busy summer of 1985 saw Bryan Griffiths strengthen his squad considerably with the additions of George Carr, Ronnie Naden, Chris Hunter, John Owens, Tony Quinn and Kenny Tym. More signings followed in the early weeks of the season as Peter King, John Coleman and goalkeeper Glen Campbell joined the ranks. Perhaps most significantly, ex-Everton defender Dave Jones came in as player/assistant manager, working alongside Dave 'Tosh' Maloney. Other close season departures from Haig Avenue included goalkeeper Ian Senior and midfielders Peter Cumiskey and Tony Rodwell, the latter still being some years, and several clubs, away from a football league career.

Early season form was inconsistent, but once the team started to gel (and the centre back partnership of Carr and Naden blossomed) there was a dramatic upturn in fortunes. Indeed, seven

successive Northern Premier League wins earned Griffiths a manager of the month award that was presented before the home game with Oswestry in December. And inevitably the run ended in that game with a 3-0 defeat.



A promising FA Cup run was also ended at home, 3-1 to Chorley in the 3rd qualifying round. But it was in the FA Trophy where the season came to life. Three qualifying rounds were negotiated before the first round proper handed us a daunting visit to Telford. A superb team performance, capped by wonderful goals from Carr, Coleman, Quinn and Andy Mutch saw us upset the odds with a thrilling 4-2 win. The second round brought three epic games against Scarborough, we went through in a second replay at a packed Haig Avenue, Owens netting the only goal of the game at the Blowick end. Close on 2000 were in the ground again for the third round tie with high flying Kidderminster Harriers. It looked as if we were going out until King held his nerve and netted a twice-taken penalty in the 88th minute. We lost the delayed replay in farcical conditions and Mutch was transferred to Wolverhampton Wanderers shortly afterwards for a five figure fee.

In March Coleman set a club record by scoring four times in a 5-1 win at Goole Town. In all, he netted 15 league goals and was leading goalscorer. But form dipped towards the end of the season, and only three wins in the last 14 league games saw us slip back, but still finish in 6th place, our best showing since 1978/79. And we were denied silverware as we lost the Liverpool Senior Cup Final at Holly Park in a bad-tempered game that saw John Brady sent off and banished from the dug out by Dave Jones (he watched the second half with 'port fans behind the goal). It was 'Jabber's' last game for the club.

Paul Evans again picked up the player of the season award.

	1985/86	P	W	D	L	F	A	PTS	H	Att	A	Att
1	Gateshead	42	24	10	8	85	51	82	3-1	442	1-3	310
2	Marine	42	23	11	8	63	35	80	0-0	265	3-2	404
3	Morecambe	42	17	17	8	59	39	68	0-3	319	1-2	478
4	Gainsborough	42	18	14	10	66	52	68	2-0	287	0-5	310
5	Burton Albion	42	18	12	12	64	47	66	1-2	366	3-2	688
6	Southport	42	17	11	14	70	66	62	**	**	**	**
7	Workshop Town	42	17	10	15	51	48	61	0-0	304	0-2	266
8	Workington	42	14	18	10	54	46	60	2-2	268	2-2	267
9	Macclesfield	42	17	8	17	67	65	59	0-2	296	1-0	226
10	Hyde Utd	42	14	15	13	63	62	57	2-0	217	2-0	287
11	Witton Albion	42	15	13	14	56	59	58	1-2	282	1-1	302
12	Mossley	42	13	16	13	56	60	55	1-1	211	2-1	306
13	Bangor City	42	13	15	14	51	51	54	3-1	511	3-2	147
14	Rhyl	42	14	10	18	65	71	52	0-1	244	3-1	278
15	South Liverpool	42	11	17	14	43	44	50	1-2	469	2-1	321
16	Horwich RMI	42	15	6	21	53	63	51	2-0	306	1-1	428
17	Caernarfon Town	42	11	17	14	51	63	50	3-3	437	2-3	328
18	Oswestry Town	42	12	13	17	51	60	49	0-3	278	4-2	239
19	Buxton	42	11	12	19	55	76	45	2-2	292	2-3	312
20	Chorley	42	9	15	18	56	64	42	2-1	355	1-1	438
21	Matlock Town	42	9	15	18	59	75	42	2-2	309	1-2	289
22	Goole Town	42	7	11	24	37	78	32	3-1	322	5-1	142

1985/86	Lge App	Lge Sub	Lge Gls	Cup App	Cup Sub	Cup Gls	Total App	Total Sub	Total Goals
Paul Evans	37			25			62	0	0
Shaun Teale	36		1	23			59	0	1
Peter King	33	1		25		1	58	1	1
John Coleman	31		15	20	2	8	51	2	23
George Carr	30	1	1	16		1	46	1	2
John Owens	29	4	2	21	1	2	50	5	4
Tony Quinn	29	2	10	13	2	7	42	4	17
Ronnie Naden	27		4	22			49	0	4
Kevin McCormack	23	5	7	21	2	7	44	7	14

Andy Reid	25	1	1	20			45	1	1
Rob Sturgeon	23	1	2	12	3	1	35	4	3
Andy Mutch	22	3	8	19	1	13	41	4	21
John Brady	21	6	4	14	5	2	35	11	6
Mick Fagan	18		1	11		1	29	0	2
Chris Hunter	16	2	7	9	5	4	25	7	11
Paul Lodge	11		1	2			13	0	1
Mark Shaw	10	1	1		1		10	2	1
Alan Donnelly	7	3	3				7	3	3
Jon Gautrey	7			2		1	9	0	1
Graham Rowlands	5	3		2	2		7	5	0
Glen Campbell	5			1			6	0	0
Andy Gray	4			1	2		5	2	0
Keith Tierney	3		1	1			4	0	1
Kenny Tym	3						3	0	0
Ged Parr	2		1				2	0	1
Steve Whittingham	2						2	0	0
Steve Rigby	1	2		1			2	2	0
Graham Houston	1			1			2	0	0
Mark Palios	1			1			2	0	0
Dean Tunan	0	1					0	1	0
Andy Morris				1			1	0	0
Steve Platts				2			2	0	0
? Smith					1		0	1	0
own goals							0	0	0
TOTALS	462	36	70	286	27	48	748	63	118

1986/87

Additions to the Southport squad during the summer of 1986 included experienced defender Mark Jones from Preston (Mark was the brother of assistant manager Dave Jones), goalkeeper Mark Davies and strikers Jimmy Thornton and John Flanagan.



The season revolved around an epic FA Cup run that saw 10 games played and progress to the First Round for the first time since 1978. It all started with a home tie in the 1st Qualifying Round against Northern Counties (East) team Garforth Town. Southport had never played them before (and haven't done since) and it took a second half equaliser from Flanagan to earn a replay at The Miners Arms. Southport looked to be heading out of the competition when trailing 1-0, striker Kevin Byrne was sent off but a late rally by the 10 men brought an equaliser from Rob Sturgeon. Following the toss of a coin, it was back to Haig Avenue for the second replay and it was finally settled in extra time when Kevin McCormack netted the winner after John Owens' opener had been cancelled out.

The reward was a 2nd Qualifying Round trip to the Giant Axe just five days later where Paul Lodge netted a 25 yard screamer to earn a replay. The team coach was attacked in the car park at Lancaster and several windows were smashed, resulting in a draughty journey home. Thankfully the players suffered no adverse effects and eased to a 3-1 replay win, with Peter King penalties in the 8th and 89th minutes supplemented by a Jimmy Thornton goal.


Next up was a home tie with Emley and a topsy - turvey game that saw Emley lead twice before being pegged back by King and John Coleman goals. Owens then fired the 'Port in front and when Emley defender Steve Codd was sent off it looked like game over. But the doughty visitors were not finished and snatched an unlikely 84th minute equaliser to set up a midweek replay. And the return game was a classic, eight goal thriller with Coleman netting a brilliant free kick in the 111th minute to force a second replay. Coleman, McCormack and Sturgeon scored the other goals in a game watched by 1010 spectators. Secretary Peter Williams again called correctly on the toss of coin and a healthy Monday night crowd of 824 witnessed the 2-0 second replay triumph, with Coleman and Sturgeon again on target.

On to Macclesfield Town for the crucial 4th qualifier and this time progress at the first attempt, McCormack netting the solitary goal on 59 minutes to send the large and noisy 'port contingent home wet but happy and dreaming of a lucrative and glamorous First Round tie.

Sadly they don't come much less glamorous than Scunthorpe away and it was here that the cup run ended, hampered by injuries to McCormack and Ronnie Naden and going down 2-0, with a crowd of 2601 boosted by hundreds of travelling Sandgrounders. In total 18 FA Cup goals were scored, the highest of any team competing in the 1986/87 competition, whilst the 10 games played was four more than the eventual winners Coventry City!

Southport also progressed to the First Round of the FA Trophy but succumbed to Gateshead in a disappointing home tie, the only consolation being a splendid goal from debutant Brendan Grant.

League form was disrupted somewhat by the cup run, but not particularly hampered by the resultant fixture backlog and an eight game unbeaten run saw the club steadily climb the table and rewarded manager Bryan Griffiths the monthly accolade for February.



John Coleman

A hectic final two days of the season brought successive league wins against Burton and Buxton and boosted Coleman's goals tally to an amazing 38 in all competitions – mind you he did play in 64 games! Coleman (pictured) was also player of the season. He was later to return as the gaffer.

A finishing place of 8th in the league was achieved. **The FA Cup run**

13-Sep-86	1986/87	1Q	H	GARFORTH TOWN	1-1	301	Flanagan
16-Sep-86	1986/87	1QR	A	GARFORTH TOWN	1-1	319	Sturgeon
22-Sep-86	1986/87	1QR2R	H	GARFORTH TOWN	2-1	392	Owens, McCormack
27-Sep-86	1986/87	2Q	A	LANCASTER CITY	1-1	301	Lodge
30-Sep-86	1986/87	2QR	H	LANCASTER CITY	3-1	458	King(2) Thornton
11-Oct-86	1986/87	3Q	H	EMLEY	3-3	462	King, Owens, Coleman
14-Oct-86	1986/87	3QR	A	EMLEY	4-4	1010	Coleman(2) Sturgeon, McCormack
20-Oct-86	1986/87	3QR2	H	EMLEY	2-0	824	Coleman, Sturgeon
25-Oct-86	1986/87	4Q	A	MACCLESFIELD TOWN	1-0	742	McCormack
15-Nov-86	1986/87	1	A	SCUNTHORPE	0-2	2601	

	1986/87	P	W	D	L	F	A	PTS	H	Att	A	Att
1	Macclesfield Town	42	26	10	6	80	47	88	1-1	470	1-2	417
2	Bangor City	42	25	12	5	74	35	87	0-1	465	1-0	615
3	Caernarfon Town	42	20	16	6	67	40	76	1-2	302	1-1	501
4	Marine	42	21	10	11	70	43	73	3-1	558	0-0	407
5	South Liverpool	42	21	10	11	58	40	73	2-0	372	2-4	193
6	Morecambe	42	20	12	10	66	49	72	2-2	379	0-1	432
7	Matlock Town	42	20	10	12	81	67	70	0-1	353	1-0	337
8	Southport	42	19	11	12	67	49	68	**	**	**	**
9	Chorley	42	16	12	14	58	59	60	2-2	372	0-3	365
10	Mossley	42	15	12	15	57	52	57	2-1	303	0-2	340
11	Hyde United	42	15	10	17	81	70	55	1-2	254	2-0	413
12	Burton Albion	42	16	6	20	56	68	54	2-0	249	3-4	572
13	Buxton	42	13	14	15	71	68	53	1-0	244	3-1	376
14	Witton Albion	42	15	8	19	68	79	53	4-2	289	0-1	302
15	Barrow	42	15	7	20	42	57	52	2-0	230	1-2	256
16	Goole Town	42	13	12	17	58	62	51	0-0	265	3-0	286
17	Oswestry Town	42	14	8	20	55	83	50	2-1	323	3-0	184
18	Rhyl	42	10	15	17	56	74	45	4-0	252	0-0	456
19	Worksop Town	42	9	13	20	56	74	40	2-0	270	2-2	219
20	Gainsborough	42	9	10	23	53	77	37	3-2	188	2-1	218
21	Workington	42	5	14	23	38	70	29	1-1	208	3-3	220
22	Horwich RMI	42	3	12	27	36	85	21	1-1	283	3-2	319

	1986/87	Lge App	Lge Sub	Lge Gls	Cup App	Cup Sub	Cup Gls	Total App	Total Sub	Total Goals
Peter King		41		3	29	1	7	70	1	10
John Coleman		37	1	25	26	1	13	63	2	38
Paul Lodge		37		4	27		1	64	0	5
Mark Davies		33			23			56	0	0
Rob Sturgeon		33		3	26		3	59	0	6
Mark Jones		29	1		21			50	1	0
John Owens		26		3	25		5	51	0	8
George Carr		25			21	1	2	46	1	2
Kevin McCormack		24	5	9	21	3	5	45	8	14
Joe Kelly		18	2		11			29	2	0
Andy Reid		18			19	1	1	37	1	1
Tony Quinn		15	4	3	20	2	1	35	6	4
Jimmy Thornton		15	2	3	8	2	2	23	4	5
Shaun Teale		15	1		6	3	1	21	4	1
Brendan Grant		12	4	7	6	2	1	18	6	8
Ronnie Naden		12			4			16	0	0
Chris Waring		11	1	1	5	2		16	3	1
Gary Rimmer		10	5	2	8	11	3	18	16	5
Paul Evans		9			7			16	0	0
Phil McFerran		9						9	0	0

Paul Burns	6	3		1			7	3	0
Dave Fitzharris	4			2			6	0	0
John Flanagan	4		1	4	1	1	8	1	2
Faz Page	4		2	2			6	0	2
Alan Donnelly	3			2	2		5	2	0
Brian Jackson	3			1			4	0	0
Mark Shaw	2	1		2	6		4	7	0
Dave Jones	2			8			10	0	0
Geoff Twentyman	2						2	0	0
Paul Welsh	2						2	0	0
Jimmy Halliwell	1			1			2	0	0
Jimmy Bell	0	2					0	2	0
Kevin Byrne	0	1		1	1		1	2	0
Joe Paladino				1			1	0	0
Andy Fitzpatrick				1	1		1	1	0
Mark Sinnott				1			1	0	0
Mark Wroe				1		1	1	0	1
own goals			1			1	0	0	2
TOTALS	462	33	67	341	40	48	803	73	115

1987/88

The main activity at Haig Avenue during the summer of 1987 involved the demolition of terracing and cover on the popular side and Scarisbrick end. The club were presented with a sizeable bill for this work, which inevitably had an impact on the playing budget available to manager Bryan Griffiths.

Departures included goalkeeper Mark Davies, captain Peter King and defenders Andy Reid, Mark Jones, George Carr and Ronnie Naden. Amongst the glut of new arrivals were goalkeeper Geoff Thornton, defenders Robbie Armstrong and Ian Baines, and left winger David Eyres, alongside a host of trialists/hopefuls recruited from local and Sunday league football. All told, seven debutants took to the field for the opening fixture at Bangor City. In fact the first three games were all played away, due to uncertainty over the readiness of Haig Avenue and in particular the floodlights which had been damaged in the demolition work.



But the visits to Bangor, Buxton and Workington yielded an impressive seven points. We won six of our first seven games accumulating six consecutive clean sheets along the way and led the Northern Premier League table by eight points at the end of September.

Unfortunately the early season promise disappeared and five defeats in six league games (three of which were played whilst Griffiths was away on business) culminated in the shock resignation of the popular manager and his assistants Dave Jones and Tosh Maloney. Griffiths issued a brief statement that disassociated his resignation from the poor sequence of results but intimated that “one or two things have happened which prompted me to feel it was time to leave”. The club were even less forthcoming, merely confirming that the resignations had been accepted.

Dave Jones was to go on to bigger and better things. Paul Lodge held the reins temporarily and steadied the ship before new manager (and former reserve team player) Mick Taylor took charge on 14 November and his first home game resulted in our best win of the season – 3-0 against Workington. Sadly this game also marked the last appearance (and goal) of the prolific John Coleman, who (allegedly) refused to play in an FA Trophy tie and was promptly released by Taylor (and even more promptly snapped up by Runcorn). Coleman still ended the season as leading scorer, with 9 goals, despite only playing in 20 games.

Below-par performances in the Trophy and FA Cup meant we exited both at the first attempt, to old adversaries Gateshead and Emley, without scoring a goal. The Emley cup tie was our fourth game against them in the same competition within 11 months.

A mass influx (and exodus) of players led to inconsistent performances and a familiar end of season slump saw us lose five of the last six league games and finish in 14th place. And although we reached the finals of the NPL Presidents Cup and the Liverpool Senior Cup we disappointingly lost in both, to South Liverpool and Marine respectively.

Eyres picked up both players’ and supporters’ player of the year awards. A football league career awaited him, some years down the line.



Manger Micky Taylor with Chairman Charlie Clapham

	1987/88	P	W	D	L	F	A	PTS	H	Att	A	Att
1	Chorley	42	26	10	6	78	35	88	2-3	453	1-2	590
2	Hyde Utd	42	25	10	7	91	52	85	1-0	412	1-5	675
3	Caernarfon	42	22	10	10	56	34	76	1-1	362	1-2	195
4	Morecambe	42	19	15	8	61	41	72	2-0	295	1-0	188
5	Barrow	42	21	8	13	70	41	71	1-2	288	1-0	949
6	Worksop Town	42	20	11	11	74	55	71	0-0	279	0-2	240
7	Bangor City	42	20	10	12	72	55	70	2-3	512	1-1	425
8	Rhyl	42	18	13	11	70	42	67	2-2	517	2-1	490
9	Marine	42	19	10	13	67	45	67	0-0	461	1-3	531
10	Frickley Ath	42	18	11	13	61	55	65	1-2	642	1-2	410
11	Witton Alb	42	16	12	14	61	47	60	0-4	228	1-0	411
12	Goole Town	42	17	9	16	71	61	60	0-0	261	1-0	230
13	Horwich RMI	42	17	9	16	46	42	60	1-0	420	1-1	232
14	Southport	42	15	12	15	43	48	57	**	**	**	**
15	South Liverpool	42	10	19	13	56	64	49	1-1	259	1-1	387
16	Buxton	42	11	14	17	72	76	47	2-1	304	1-0	332
17	Mossley	42	11	11	20	54	75	44	1-1	324	0-0	273
18	Gateshead	42	11	7	24	52	71	40	1-2	423	0-1	200
19	Matlock Town	42	10	8	24	58	89	38	2-0	437	1-2	230
20	Gainsborough	42	8	10	24	38	81	34	1-0	330	1-1	182
21	Oswestry	42	6	10	26	44	101	28	1-0	573	0-2	210
22	Workington	42	6	3	33	28	113	21	3-0	308	1-0	315

1987/88	Lge App	Lge Sub	Lge Gls	Cup App	Cup Sub	Cup Gls	Total App	Total Sub	Total Goals
Rob Sturgeon	40		3	20		1	60	0	4
Joe Kelly	36	1	1	17	1	1	53	2	2
Chris Waring	30			14			44	0	0
David Eyres	26	3	7	20		13	46	3	20
Robbie Armstrong	23			10			33	0	0
Paul Lodge	21			5			26	0	0
John Coleman	20		9	4		1	24	0	10
Colin Littlejohn	18	1		12			30	1	0
Paul Allen	18		5	16		4	34	0	9
Paul Evans	18			16			34	0	0
Mick Maguire	16		2	2			18	0	2
Brian Gardner	15		1	9			24	0	1
Ian Hodge	13		3	8		4	21	0	7
Ben Lavelle	12	3		9	3		21	6	0
Frank Gamble	12	1		11	3	3	23	4	3
Andy Doyle	12			5	1		17	1	0
John Owens	12		2	11			23	0	2
Paul Parkinson	12			2			14	0	0
Mark Toner	10	1	3	2			12	1	3
Ian Baines	9			2			11	0	0
Paul Byron	9			5			14	0	0
Brendan Grant	9		3	1	1		10	1	3
Geoff Thornton	9			3			12	0	0
Mick Fielding	8		1	1			9	0	1
Tony Quinn	7			2			9	0	0
Ian Gore	6			5			11	0	0

Chris Kelly	5	3		2	1		7	4	0
Brian Jackson	5	2	1	5	1	2	10	3	3
Darren Brown	4	2		1	1		5	3	0
Archie Lloyd	4	1					4	1	0
Mark Shirley	3	2		3			6	2	0
Howard Lawrence	3						3	0	0
Peter Orr	3						3	0	0
Micky Grell	2	3	1		1		2	4	1
Kevin McCormack	2	3	1	2			4	3	1
Ian Cockbain	2				2		2	2	0
Jimmy Halliwell	2			1			3	0	0
Billy Rodaway	2			1			3	0	0
Craig Bell	1	1			2		1	3	0
Malcolm Cropper	1						1	0	0
Chris Rogers	1			1	1		2	1	0
Alan Waugh	1			1			2	0	0
John Nodwell	0	4			1		0	5	0
Danny Atwere	0	1					0	1	0
Jimmy Blair	0	1					0	1	0
Dave Barnett				1			1	0	0
John McMahon				1			1	0	0
Richard Fenton					1		0	1	0
Ken Hignett					1		0	1	0
Dave Brooks					1		0	1	0
own goals						1	0	0	1
TOTALS	462	33	43	231	22	30	693	55	73

1988/89

Mick Taylor's side that opened the 1988/89 season with a goalless draw against Gainsborough included seven debutants. Amongst them were new skipper Phil Marsden, striker Stuart Diggle and the appropriately named goalkeeper Ian Haigh.

Early form was sluggish and it was six games in before successive 4-1 and 5-0 home wins against Mossley and Caernarfon got things moving. Paul Evans returned in goal at Haigh's expense and Diggle was sacrificed for the incoming of veteran centre forward Bobby Thomson. Steve Wilkes added strength and vitality to midfield and another striker, Clint Neysmith, appeared for a mid-season cameo that reaped 16 goals from 19 league and cup appearances before he suffered a broken leg at Goole Town. He was a clear winner of the leading goalscorer award.




Goal scoring inconsistencies during the season were quite remarkable. We failed to score in 14 league games yet in addition to the big wins against Mossley and Caernarfon we also netted a four against Matlock, fives past Horwich and Worksop (twice) and a breathtaking 7-0 blitz against Gateshead.

For once, the FA Cup draw was kind, and progress was made to the first round proper for the second time in three seasons with successive home wins against Penrith, Harworth CI, Bangor City and Tow Law Town to land a home tie against 3rd Division Port Vale. The first visit of a football league club in a competitive game at Haig Avenue for ten years was a hugely attractive draw and featured on BBC's Match Of The Day. Our sub-standard floodlights meant a 2pm kick off was necessary and despite a valiant display from the Sandgrounders, it was the 3rd Division Valiants, boasting an attacking trio of Ron Futcher, Robbie Earle and Darren Beckford, who progressed with a 2-0 win.

In the FA Trophy it was an exit at the first hurdle in another high scoring game, losing out to the odd goal in seven at Buxton and that was followed up two weeks later with a 3-3 draw there in the league game.

The home season finished on a pleasant, sunny afternoon in April with the 5-1 success against Worksop. This was the first-ever football match an excited 15-month old future Liverpool (and Southport) fan, Adam Gostelow ever attended. On that same afternoon 96 other Liverpool supporters lost their lives in the Hillsborough tragedy.

Southport finished 14th matching our 87/88 position in the table whilst accumulating six fewer points but scoring 23 more goals. Worksop were bottom and relegated with a goal difference of minus 61. Port Vale were promoted to Division 2 via the play offs.



Rob Sturgeon was the Southport player of the season.

	1988/89	P	W	D	L	F	A	PTS	H	Att	A	Att
1	Barrow	42	26	9	7	69	35	87	1-1	722	1-3	1102
2	Hyde Utd	42	24	8	10	77	44	80	0-2	322	0-2	444
3	Witton Alb	42	22	13	7	67	39	79	0-1	875	0-1	509
4	Bangor City	42	22	10	10	77	48	76	0-2	141	0-3	324
5	Marine	42	23	7	12	69	48	76	0-1	483	2-2	605
6	Goole Town	42	22	7	13	75	60	73	1-1	387	1-2	403
7	Fleetwood Town	42	19	16	7	58	44	73	3-1	320	0-1	678
8	Rhyl	42	18	10	14	75	65	64	1-2	296	0-1	414
9	Frickley Ath	42	17	10	15	64	53	61	1-3	258	0-0	293
10	Mossley	42	17	9	16	56	58	60	4-1	218	2-0	257
11	South Liverpool	42	15	13	14	65	57	58	2-2	265	1-2	248
12	Caernarfon Town	42	15	10	17	49	63	55	5-0	224	1-1	257
13	Matlock Town	42	16	5	21	65	73	53	4-0	382	2-2	257
14	Southport	42	13	12	17	66	52	51	**	**	**	**
15	Buxton	42	12	14	16	61	63	50	1-0	349	3-3	383
16	Morecambe	42	13	9	20	55	60	48	1-1	451	1-0	318
17	Gainsborough	42	12	11	19	56	73	47	0-0	342	1-2	203
18	Shepshed Charterhouse	42	14	8	20	49	60	50	0-0	229	1-0	229
19	Stalybridge Celtic	42	9	13	20	46	81	40	0-1	347	2-2	420
20	Horwich RMI	42	7	14	21	42	70	35	0-2	304	5-2	289
21	Gateshead	42	7	13	22	36	70	34	7-0	318	2-1	230
22	Worksop Town	42	6	5	31	42	103	23	5-1	309	5-0	209

1988/89	Lge App	Lge Sub	Lge Gls		Cup App	Cup Sub	Cup Gls	Total App	Total Sub	Total Goals
Rob Sturgeon	40	1	5		14		3	54	1	8
Phil Marsden	36	1	7		14		3	50	1	10
Graham Rowlands	36		4		11		3	47	0	7
Carl Lancashire	34	3	1		10	3		44	6	1
Paul Byron	30				12			42	0	0
Steve Wilkes	26	7	9		10	3	2	36	10	11
Bobby Thomson	26		5		7	1		33	1	5
Darren Oldroyd	25	3	3		9	3		34	6	3
Paul Evans	25				11			36	0	0
Tony Quinn	21	3	5		10		4	31	3	9

Jimmy Mitchell	20	2			6			26	2	0
Stuart Bimson	16				2	1		18	1	0
Frank Gamble	15	3	2		9	1	1	24	4	3
Clint Neysmith	15		13		4		3	19	0	16
Mark Shirley	14	9	3		4	5		18	14	3
Paul Allen	12	3	2		2		1	14	3	3
Robbie Wakenshaw	12		2					12	0	2
Stuart Diggie	8	3	2		5		1	13	3	3
Andy Johnston	8							8	0	0
Mark Russell	7	3			2	1		9	4	0
Ian Haigh	7				3			10	0	0
Steve Green	5							5	0	0
Derek McClatchey	4							4	0	0
Howard Taylor	4		2		5		1	9	0	3
Andy Smith	3	2						3	2	0
Ben Lavelle	3				2	1		5	1	0
Peter Sayer	3							3	0	0
Joe Nichol	2	1			1			3	1	0
Sam Jones	2							2	0	0
Jimmy Williams	1	7				1		1	8	0
Neil Bramhall	1	3						1	3	0
Karl Fletcher	1	2						1	2	0
Stan Askew	0	1						0	1	0
Jimmy Haynes	0	1			1			1	1	0
Kevin McCormack						1		0	1	0
own goals			1					0	0	1
TOTALS	462	58	66		154	21	22	616	79	88

1989/90

It was all change at Haig Avenue during the summer of 1989. Manager Mick Taylor resigned almost immediately after the final game of the 1988/89 season, having been lured by an offer from ambitious Fleetwood Town. He actually took charge of the Cods for their delayed final game against Marine on May 6th. After some deliberation the new manager was unveiled on May 26th as 33 year



old South Liverpool boss Brian Kettle. Brian brought with him assistant Peter Eales and physio Les Blasberry and said to the Southport supporters “You’ve been patient long enough, its time you enjoyed a bit of success.”

Training started on July 11th and, alarmingly, a large group of last season's players simply didn't re-appear. Protracted negotiations ended with a number eventually signing for Fleetwood and Kettle was tasked with building a practically new squad within a matter of weeks.

Inevitably, early season form was inconsistent as players came and went and Southport hovered around the lower reaches of the league until the end of October. But then a series of astute signings by the manager resulted in a marked upturn in form. Steve Whitehall and Steve Holden forged a productive striking partnership, Whitehall netting a memorable hat trick in the 3-1 win at Marine. Bob Howard, Dave O'Brien and the returning Ian Baines brought some stability to a shaky defence that had been depleted by the loss of Rob Sturgeon as did new goalkeeper (future) England semi-professional international Steve Farrelly who vied for the number one jersey with Andy Johnston. Midfielders Ossie Smith, Andy Welsh, Alan McDonald and the ebullient John Bishop considerably strengthened a lightweight squad.

Spoils were shared against Taylor's Fleetwood, both games being drawn. We also encountered two other recent managers in Bryan Griffiths and Bob Murphy. Griff's Mossley beat us three times including an impressive 3-0 win in the alliteratively named Club Call Cup, whilst we won both encounters with Bob's Buxton 1-0. Andy King netted the winner at Haig Avenue in the last game of his brief spell with the club.

A promising FA Cup run was halted by Whitley Bay in the 4th Qualifying round, the Seahorses, subsequently beating Preston North End en route to round 3. They also ended our FA Trophy hopes with a 3-2 win in the 1st Qualifying round.

On New Years Day 1990 we were involved in a nine goal thriller at Horwich, McDonald and Holden both netted twice but ended up on the losing side.

An outstanding bill for the terracing demolition work at Haig Avenue was successfully negotiated with Sefton Council and an impressive second half of the season (including an unbeaten run of 11 games) propelled us to the dizzy heights of 7th place in the HFS Loans League.

Our supporters held their traditional fancy dress outing to the last game of the season at Rhyl. As several sought better vantage points within the Belle Vue Stadium, the PA announcer was able to utter the line: "Would Batman please come down off the roof". Not to be outdone, team joker Bishop turned up for the game in a full Elvis' outfit. He was fined for not wearing his club blazer on a match day.



Steve Holden



was leading scorer and

Dave O'Brien player of the season.



John Bishop is pictured fifth from the left on the second row.

	1989/90	P	W	D	L	F	A	PTS	H	Att	A	Att
1	Colne Dynamos	42	32	6	4	86	40	102	0-0	642	0-1	1014
2	Gateshead	42	22	10	10	78	58	76	2-2	302	3-3	314
3	Witton Albion	42	22	7	13	67	39	73	0-0	363	0-5	705
4	Hyde Utd	42	21	8	13	73	50	71	0-0	341	1-0	497
5	South Liverpool	42	20	9	13	89	79	69	1-3	354	1-1	448
6	Matlock Town	42	18	12	12	61	42	66	1-1	280	2-1	479
7	Southport	42	17	14	11	54	48	65	**	**	**	**
8	Fleetwood Town	42	17	12	13	73	66	63	0-0	259	1-1	513
9	Marine	42	16	14	12	59	55	62	1-0	377	3-1	472

10	Bangor City	42	15	15	12	64	58	60	1-1	278	2-2	319
11	Bishop Auckland	42	17	8	17	72	64	59	2-1	263	1-1	388
12	Gainsborough	42	16	8	18	59	55	56	2-0	246	0-1	294
13	Frickley Ath	42	16	8	18	56	61	56	2-0	241	2-1	242
14	Horwich RMI	42	15	13	14	66	69	58	2-1	234	4-5	364
15	Morecambe	42	15	9	18	58	70	54	0-1	262	2-3	303
16	Buxton	42	15	8	19	59	72	53	1-0	261	1-0	376
17	Stalybridge Celtic	42	12	9	21	48	61	45	2-0	348	0-1	440
18	Mossley	42	11	10	21	61	82	43	2-4	223	1-3	315
19	Goole Town	42	12	5	25	54	77	41	1-3	282	1-0	350
20	Shepshed Charter	42	11	7	24	55	82	40	2-0	320	0-0	276
21	Caernarfon Town	42	10	8	24	56	86	38	4-0	254	1-0	168
22	Rhyl	42	7	10	25	43	77	31	1-0	256	1-1	210

1989/90	Lge App	Lge Sub	Lge Gls	Cup App	Cup Sub	Cup Gls	Total App	Total Sub	Total Goals
Stuart Bimson	40		1	11		2	51	0	3
Dave O'Brien	37	1		8	2	1	45	3	1
Andy Welsh	34		2	9		1	43	0	3
Steve Whitehall	31	1	10	6	1	1	37	2	11
Bob Howard	26			4			30	0	0
Reggie McGuire	24	3	4	7		8	31	3	12
Steve Holden	23		12	4			27	0	12
Steve Farrelly	21			1		1	22	0	1
Andy Johnston	21			9			30	0	0
Ossie Smith	20	1	2	5			25	1	2
Ian Baines	20		1	3			23	0	1

Alan McDonald	19	1	3	1	1	1	20	2	4
Jonathan Clark	18	3	1	6	1	1	24	4	2
Steve Jackson	18	2		9			27	2	0
Lawrence Iro	13		1	3	1		16	1	1
John Bishop	10		4				10	0	4
Graham Steele	9	2	2	1			10	2	2
Dave Massett	9	2	2	6	1		15	3	2
Rob Sturgeon	9	1		2			11	1	0
Tony Quinn	6	1	1				6	1	1
Mick Russell	6		1	4			10	0	1
Dave Mather	5	8	3	4	4	3	9	12	6
Max Thompson	5	2		3			8	2	0
Ray Shearwood	4	3		1			5	3	0
Andy Wilson	4	1		1			5	1	0
Claude Huggins	4						4	0	0
Ian Toale	4			5			9	0	0
Kevin Johnson	3						3	0	0
Derek Highdale	3		1				3	0	1
Glyn Stephens	3			1			4	0	0
Adam Smith	2	6		1	1		3	7	0
Mark Simms	2	2		1			3	2	0
Andy King	2		1	1	1		3	1	1
Phil Farrelly	2		1	2			4	0	1
Geoff Lomax	2			1	1		3	1	0
Darren Heesom	1						1	0	0
Alan Crompton	1						1	0	0
Phil Pullen	1						1	0	0
Andy Hill	0	1					0	1	0
Chris Seagraves	0	1		1			1	1	0
Paul Watkins	0	1					0	1	0
own goals			1				0	0	1
TOTALS	462	43	54	121	14	19	583	57	73

1990/91

Summer of 1990 was marked by the sad passing of club president John Church ("big-uns for chips" anybody?), a man who had worked tirelessly and often single-handedly during our Football League days to keep the club afloat. His replacement was the hugely popular benefactor and supporter Jack Carr.

In a distinct rarity for Southport during the non-league era, the team for our opening 1990/91 game included just one debutant, striker Lee Eason. And the consistency continued on the pitch as an opening five games stretched the unbeaten league run to sixteen before a 2-1 reversal at Morecambe in September. September was also blemished by ignominious defeats in the FA Trophy at Emley (where else?) and Bootle in an awful 2nd Qualifying Round FA Cup tie.

After his relatively inactive summer months, manager Brian Kettle added key signings during the course of the season; goalkeeper Paul Moore came in from Alvechurch, Kevin Mooney arrived via Bangor City and utility player Steve Baines joined brother Ian in the ranks.



Midfielder David Gamble debuted in January and strikers Tony Livens and Jimmy Blackhurst and goalscoring midfielder Roy Mitchell considerably strengthened the squad. Results, already decent, improved considerably and progress in the supplementary competitions – NPL Cup, President's Cup, Premier Inter-League Cup and Liverpool Senior Cup brought plenty of games and no shortage of goals – 129 in all competitions with Steve Holden netting an impressive 34 in all competitions to finish top scorer.

We hovered around the top four for most of the season - going into April we were only two points behind second placed Stalybridge Celtic with two games in hand – but the backlog of fixtures did eventually catch up with us and only two wins in the final nine league games saw us stagger over the line in a still highly creditable 5th place, our best finish for 12 years. Witton Albion were runaway winners, finishing 16 points clear of Stalybridge.

But it was in the aforementioned minor cup competitions where success was achieved and hugely enjoyed. Three finals were reached and in the space of nine days (with three other games sandwiched in) we graced both Maine Road and Goodison Park, lifting the Northern Premier League Cup with memorable 4-1 win against Bob Murphy's Buxton and producing an even more outstanding performance to beat Marine 4-0 for the Liverpool Senior Cup. The hat trick wasn't quite achieved as a depleted side put in a fine display but lost to the odd goal in five against Dover in the Premier Inter League Cup Final at Aylesbury.



Ossie Smith was player of the season.

	1990/91	P	W	D	L	F	A	PTS	H	Att	A	Att
1	Witton Albion	40	28	9	3	81	31	93	0-2	758	1-2	1084
2	Stalybridge Celtic	40	22	11	7	44	26	77	0-0	483	0-2	476
3	Morecambe	40	19	16	5	72	44	73	0-0	522	1-2	472
4	Fleetwood Town	40	20	9	11	69	44	69	2-1	474	0-0	415
5	Southport	40	18	14	8	66	48	68	**	**	**	**
6	Marine	40	18	11	11	56	39	65	0-0	567	3-2	714
7	Bishop Auckland	40	17	10	13	62	56	61	3-1	479	4-3	301
8	Buxton	40	17	11	12	66	61	62	3-1	401	0-0	416
9	Leek Town	40	15	11	14	48	44	56	1-0	395	1-1	528
10	Frickley Ath	40	16	6	18	64	62	54	0-1	316	4-1	221
11	Hyde Utd	40	14	11	15	73	63	53	1-1	441	3-1	506
12	Goole Town	40	14	10	16	68	74	52	3-3	401	1-0	340
13	Droylsden	40	12	11	17	67	70	47	0-2	324	2-2	310
14	Chorley	40	12	10	18	55	55	46	2-1	478	2-1	436
15	Mossley	40	13	10	17	55	68	49	4-0	403	2-2	258
16	Horwich RMI	40	13	6	21	62	81	45	2-0	415	2-2	402
17	Matlock Town	40	12	7	21	52	70	43	1-0	424	0-0	388
18	Bangor City	40	9	12	19	52	70	39	3-2	403	1-2	302
19	South Liverpool	40	10	9	21	58	92	39	3-4	564	2-2	313
20	Gainsborough	40	9	11	20	57	84	38	1-0	418	3-1	233
21	Shepshed Charter	40	6	7	27	38	83	25	3-1	433	2-2	204

1990/91	Lge App	Lge Sub	Lge Gls	Cup App	Cup Sub	Cup Gls	Total App	Total Sub	Total Goals
Ian Baines	23		3	12		1	35	0	4
Steve Baines	12	1		12			24	1	0
Stuart Bimson	38			26		1	64	0	1
John Bishop	25	3	3	12	3	2	37	6	5

Jimmy Blackhurst	12		4	8		1	20	0	5
Paul Blasbery	8			6			14	0	0
Mark Clarehugh	2	5		4	2	1	6	7	1
Lee Eason	7	4	2	4		1	11	4	3
Steve Farrelly	13			7			20	0	0
David Gamble	10	2		8	2		18	4	0
Gary Hasson	0	2			3		0	5	0
Steve Holden	35	1	20	25	1	15	60	2	35
Bob Howard	30	1		20			50	1	0
Kevin Johnson	3	1					3	1	0
Tony Livens	21	1	6	12		1	33	1	7
Alan McDonald	34	2	3	24	1	6	58	3	9
Reggie McGuire	1	3		2	2		3	5	0
Steve McVey	4	1		1	1		5	2	0
Tony Marsh	5	1		5	1		10	2	0
Roy Mitchell	22	6	7	20	4	8	42	10	15
Kevin Mooney	26			18			44	0	0
Paul Moore	19			16			35	0	0
Gerrard Nolan	1						1	0	0
Dave O'Brien	7	2		7			14	2	0
Tony Quinn	0	2					0	2	0
Ossie Smith	30	2	6	24	2	5	54	4	11
Chris Stanton	0	1					0	1	0
Barry Wellings	8	4		13	2		21	6	0
Andy Welsh	8		1	6			14	0	1
Steve Whitehall	36	2	10	27	1	19	63	3	29
Mick Gregory					1		0	1	0
Mick Russell					1		0	1	0
own goals			1			2	0	0	3
TOTALS	440	47	66	319	27	63	759	74	129

1991/92

Momentum gained in the previous epic season was unfortunately disrupted during the summer of 1991 as a series of departures seriously depleted the ranks and manager Brian Kettle was forced into a major overhaul of his squad.

Strikers Steve Holden and Steve Whitehall departed to Morecambe and Rochdale respectively, club captain Stuart Bimson went to Macclesfield, Alan McDonald joined Witton Albion and popular midfielders John Bishop and Ossie Smith also sought pastures new. That group of players had contributed 42 league goals in 90/91 and with Roy Mitchell departing after just two further appearances it wasn't difficult to foresee where we might have problems.

We struggled for goals and the new striking partnership of Tony Camilleri and Tommy Doherty failed to impress. A dreadful start saw us bottom of the league in late September and the first league win was not achieved until October when Jon Senior netted the only goal against Leek Town. This sparked a run of seven unbeaten league games, five of which were won and we zoomed up the table. But the return at Leek was lost 3-0 followed four days later by a 5-1 drubbing at Fleetwood. The improvement continued though; Tony Jarvis and Dave Fuller were notable additions to the squad and player of the season Bob Howard was paired with Kevin Mooney at centre back to add much needed stability to the defence bolstered by the return from injury of Ian Baines. For a while Chris Pile displaced Paul Moore as goalkeeper but the latter reclaimed the jersey and established himself as a firm favourite with the fans. Following the Fleetwood hiccup we then enjoyed another 16 game unbeaten league run that had us pushing towards the top end of the table. Mark Brennan arrived in December, Chris Walmesley in March and returning to the squad were Kevin McCormack and veteran Steve Joel, both of whom weighed in with goals as the season progressed. And with Jarvis and Jimmy Blackhurst complementing each others style of play, the attacking options were much healthier. Blackhurst's season was cut short by a horrendous cruciate ligament injury in the Liverpool Senior Cup tie at Prenton Park but he was comfortably our leading scorer with 23 goals in all competitions.

We fell at the second qualifying round hurdle of the FA Cup, losing 2-1 at home to Stalybridge Celtic but an enjoyable FA Trophy run took us to the 2nd round before a chastening 5-0 reversal at Farnborough Town.

Our final league position of 7th place was perhaps a little disappointing but had seemed highly unlikely back in September. Kettle's ability to lure quality players to the club on a minimal budget was again bearing fruit.



Bob Howard was our Player Of The Season

	1991/92	P	W	D	L	F	A	PTS	H	Att	A	Att
1	Stalybridge Celtic	42	26	14	2	84	33	92	0-0	388	0-1	523
2	Marine	42	23	9	10	64	32	78	0-0	509	1-1	1029
3	Morecambe	42	21	13	8	70	44	76	1-1	413	1-0	403
4	Leek Town	42	21	10	11	62	49	73	1-0	409	0-3	634
5	Buxton	42	21	9	12	65	47	72	2-1	404	0-1	359
6	Emley	42	18	11	13	69	47	65	2-3	427	2-3	326
7	Southport	42	16	17	9	57	48	65	**	**	**	**
8	Accrington	42	17	12	13	78	62	63	2-2	458	1-1	502
9	Hyde Utd	42	17	9	16	69	67	60	2-0	341	0-4	425
10	Fleetwood	42	17	8	17	67	64	59	1-0	411	1-5	179
11	Bishop Auck	42	16	9	17	48	58	57	3-0	332	1-0	230
12	Goole Town	42	15	9	18	60	72	54	1-1	327	1-2	210
13	Horwich RMI	42	13	14	15	44	52	53	1-1	408	1-1	410
14	Frickley Ath	42	12	16	14	61	57	52	3-2	206	0-2	176
15	Droylsden	42	12	14	16	62	72	50	2-2	280	1-1	254
16	Mossley	42	15	4	23	51	73	49	1-0	337	0-0	436
17	Whitley Bay	42	13	9	20	53	79	48	2-0	306	2-1	174
18	Gainsborough	42	11	13	18	48	63	46	2-2	272	2-0	204
19	Matlock Town	42	12	9	21	59	87	45	2-0	275	3-3	382
20	Bangor City	42	11	10	21	46	57	43	4-0	311	1-1	262
21	Chorley	42	11	9	22	61	82	42	1-1	552	2-2	297
22	Shepshed Albion	42	6	8	28	46	79	26	3-0	301	1-0	387

1991/92	Lge App	Lge Sub	Lge Gls	Cup App	Cup Sub	Cup Gls	Total App	Total Sub	Total Goals
Tony Abrahams	2	4	1		3	1	2	7	2
Ian Baines	25	2	1	11			36	2	1
Steve Baines	10	6	1	6	6	1	16	12	2
Ian Baker	17	2	1	9			26	2	1
Jimmy Blackhurst	31		12	13		11	44	0	23
Paul Blasbery	1						1	0	0
Mark Brennan	13	3	1	4	2	1	17	5	2
Steve Butler	0	1					0	1	0
Tony Camilleri	7	1		4		2	11	1	2
Lee Coathup	1			1			2	0	0
Steve Curley	0	1					0	1	0
Peter Daley	15	3	3	9	3	4	24	6	7
Tommy Doherty	2			1			3	0	0
Dave Fuller	34		1	14		1	48	0	2
David Gamble	34	3	6	15	2	2	49	5	8
Steve Hanson	1	5	1		1		1	6	1
Bob Howard	40			17			57	0	0
Tony Jarvis	21	1	11	13		4	34	1	15
Steve Joel	14	5	3	1	2		15	7	3
Tony Livens	17	3	1	6	2	4	23	5	5
Kevin McCormack	12		6	5	1	2	17	1	8
Paul McNally	17	3	1	8	1	1	25	4	2
Roy Mitchell	2		1	1			3	0	1
Kevin Mooney	39	1	1	15	1	1	54	2	2
Paul Moore	32			16			48	0	0
Chris Pile	9			2			11	0	0
Neil Rigby	21	4		10	1		31	5	0
Jon Senior	36	2	2	15		3	51	2	5
Chris Walmesley	9		1	1			10	0	1
Paul Willis	0	2					0	2	0
Neil Young	0	3			1		0	4	0
James McHugh				1		1	1	0	1
own goals			2			1	0	0	3
TOTALS	462	55	57	198	26	40	660	81	97

1992/93

The 1992/93 season was a bit special!

Manager Brian Kettle made some astute summer signings as Mark Schofield, Derek Goulding, Peter Withers and the returning Alan McDonald (by now a full back) bolstered an already strong squad. And when striker Steve Haw and utility man Leroy Dove arrived early in the season, the jigsaw was complete. Steve Joel became assistant manager in place of Les Blasberry.

The season actually opened with a disappointing home defeat against Emley but with Tony Jarvis (who was shortly to be replaced by Haw) netting a late winner at Fleetwood, eight straight wins propelled us into pole position by October before a 1-1 draw with Bryan Griffiths' Morecambe temporarily interrupted that run. We went unbeaten for 20 games until Leek Town's 1-0 success in November. But that setback was just a prelude to a staggering 24 game unbeaten league run that stretched from November until Easter Monday. Highlights and goals abounded; of particular satisfaction were the 7-1 and 6-1 wins against Chorley and 5-1 away wins at Matlock and Whitley Bay. Haw raced up the scoring charts (eventually a certain John Coleman from Morecambe just nudged Steve into second place) but the goals were evenly spread amongst the team with Withers, David Gamble, Mark Brennan and Ian Baines netting regularly.

The 24 game run took us into Easter with a distinct possibility of being crowned champions over the period. Barrow came to Haig Avenue on the Saturday and were dispatched 3-0 as Baines, Dove and Haw netted in front of a 1723 crowd. This meant hordes of Sandgrounders descended on Marine on Easter Monday where, with our anticipated victory and a favourable combination of results elsewhere we could have lifted the title. And we led at half time through that man Haw but the Mariners had other ideas and edged a 2-1 win with Brian Ross and Jon Gautrey dampening the spirits. The official attendance of 1611 was bolstered by many more who entered the College Road ground through alternative and inventive methods. It really was a full house in Crosby that day.

So the champagne was on ice for the visit to our occasional bogey team Emley on Saturday 17 April. And the bogey was well and truly laid to rest as a sensational Withers' hat trick and a trademark Gamble strike swept away any lingering doubts for a 4-0 win that was greeted with rapturous celebrations (and pitch invasions) amongst the hundreds of supporters who'd made the trip to Yorkshire. Southport were champions of the HFS Loans League Premier Division.

Our nearest rivals for the title had been Winsford United who we beat 2-1 away on the (extremely cold) Saturday before Christmas. We also met three times in 15 days at the tail end of the season, Winsford gaining some consolation from their two-legged Presidents' Cup Final win and also spoiling our final home game with a 1-0 success. So we lost our opening and closing league games but having already accounted for the hapless Chorley to lift the Lancashire Junior Cup (5-2 at Burnden Park) the very last game of this momentous season brought further silverware with a 2-0 win over Burscough in the Liverpool Senior Cup final at Goodison Park.

Third-placed Morecambe had dashed our FA Trophy hopes in a replay at Haig Avenue but we also enjoyed a memorable FA Cup run. Six qualifying round games, culminating in a thrilling 3-2 replay win against Barrow, watched by a crowd of 2082 took us into the coveted First Round proper. The draw

was not what we hoped for, but we overcame a hostile environment and our trusted two, Withers and Haw scored either side of half time to send us into the second round for the first time in 24 seasons. Another trip to the North East beckoned and on this occasion we performed well but were overcome by Hartlepool's clinical finishing, the 4-0 scoreline hugely flattering the home side but some consolation was taken from a share of the gate receipts – the 4171 crowd being, by some distance, the highest to have watched Southport in action since our football league days.

The 2000 mark was also broken in the Boxing Day clash with Marine (0-0) and the post-Emley celebration against Frickley Athletic where the visiting team formed a guard of honour before a Haw double squeezed us to a 2-1 win.

Skipper Kevin Mooney amazingly appeared in all 68 competitive games and was a resounding choice as player of the season.



CHAMPIONI!!

	1992/93	P	W	D	L	F	A	PTS	H	Att	A	Att
1	Southport	42	29	9	4	103	31	96	**	**	**	**
2	Winsford	42	27	9	6	91	43	90	0-1	1177	2-1	801
3	Morecambe	42	25	11	6	93	51	86	1-1	904	2-0	680
4	Marine	42	26	8	8	83	47	86	0-0	2078	1-2	1611
5	Leek Town	42	21	11	10	86	51	74	0-0	1157	0-1	633
6	Accrington Stanley	42	20	13	9	79	45	73	2-2	1328	2-2	641
7	Frickley Ath	42	21	6	15	62	52	69	2-1	2230	5-2	393
8	Barrow	42	18	11	13	71	55	65	3-0	1723	2-0	1510
9	Hyde Utd	42	17	13	12	87	71	64	1-0	534	1-1	576
10	Bishop Auck	42	17	11	14	63	52	62	1-0	678	3-1	426
11	Gainsborough	42	17	8	17	63	66	59	0-0	1007	1-1	520
12	Colwyn Bay	42	16	6	20	80	79	54	2-0	765	4-2	350
13	Horwyl RMI	42	14	10	18	72	79	52	3-2	883	1-1	339
14	Buxton	42	13	10	19	60	75	49	2-1	752	2-0	327
15	Matlock Town	42	13	11	18	56	79	50	3-0	913	5-1	367
16	Emley	42	13	6	23	62	91	45	1-2	419	4-0	504
17	Whitley Bay	42	11	8	23	57	96	41	1-0	1128	5-1	205
18	Chorley	42	10	10	22	52	93	40	7-1	526	6-1	501
19	Fleetwood Town	42	10	7	25	50	77	37	5-0	1207	2-1	334
20	Droylsden	42	10	7	25	47	84	37	3-0	1185	5-2	593
21	Mossley	42	7	8	27	53	95	29	3-0	544	2-0	567
22	Goole Town	42	6	9	27	47	105	27	3-0	382	5-0	298

1992/93	Lge App	Lge Sub	Lge Gls	Cup App	Cup Sub	Cup Gls	Total App	Total Sub	Total Goals
Ian Baines	23	12	8	16	6	2	39	18	10
Mark Brennan	32	4	8	18	3	4	50	7	12
Leroy Dove	23	2	5	11	1	2	34	3	7
Dave Fuller	41			25			66	0	0
David Gamble	30	7	10	22	1	6	52	8	16
Derek Goulding	26			17	1	3	43	1	3
Steve Haw	36		31	23		13	59	0	44
Bobby Howard	0	1			2		0	3	0
Tony Jarvis	7		4	1			8	0	4
Steve Joel	0	2		1			1	2	0
Alan McDonald	37	3	1	24		2	61	3	3
Stuart Mellish	0	6		2	4	1	2	10	1
Kevin Mooney	42		1	26		1	68	0	2
Paul Moore	41			23			64	0	0
Phil Quinlan	0	2					0	2	0
Neil Rigby	1			1	1		2	1	0
John Routledge	1			3			4	0	0
Mark Schofield	31	2	5	19	3	6	50	5	11
Jon Senior	23	4	6	12	2	1	35	6	7
Chris Walmesley	28	11	4	17	7	6	45	18	10
Peter Withers	40		18	24		10	64	0	28
Stuart Thompson				1	2		1	2	0
own goals			2				0	0	2
TOTALS	462	56	103	286	33	57	748	89	160

1993/94

With the HFS Loans League title secured, and extensive ground renovations completed on time, Southport were duly elected to the Vauxhall Conference on May 20th 1993. It was 15 years since we'd been voted out of the Football League.

There was a surprising lack of transfer activity during the summer of 1993, with manager Brian Kettle opting to keep faith with the majority of players who had performed such heroics over the preceding 12 months. The only notable additions were powerful midfielder Paul Comstive, a Sandgrounder recruited from Chester after a football league career spanning 320 games for seven North West clubs. Winger Darren Lyons and midfielders Jim Harvey and Paul Mullen all also started the season but none lasted beyond January. Departures included Jon Senior, Mark Schofield and popular utility player Ian Baines, who opted for a move to near neighbours Marine.

As a curtain raiser to the season, we entertained Winsford United for the Northern Premier League Shield, and a gate of 593 witnessed a thumping 5-0 victory against last season's HFS runners up. This attendance was dwarfed when a crowd of 2423 turned up for our first home league game against Halifax Town. Comstive and Haw were on target in an entertaining 2-2 draw. We'd made our conference bow three days earlier at Dagenham & Redbridge where Comstive netted our opening goal, Chris Walmesley and Peter Withers also scoring in a six goal encounter, each Southport goal being an equaliser after we fell behind three times.

It took a while for us to find our feet in the Conference. These two draws were followed by two more and two defeats, meaning it was at the 7th attempt when we recorded our first win – former reserve team striker Phil Quinlan netting both goals in the 2-0 success at Welling and also scoring the winner as we broke our home duck on 25 September with a solitary goal success against Slough Town.

An 11 game unbeaten run, including six straight wins propelled us up the table to the extent that we were top by 6 November. We opened 1994 with a fine 2-0 win at Witton Albion, Derek Goulding netting two rare goals. Dared we dream of the Football League?

We again led the table going into March but a showdown at Aggborough resulted in a 2-0 defeat to eventual winners Kidderminster Harriers. After this the title challenge faltered somewhat, but our final placing of 4th (sadly before play-offs were introduced) reflected an extremely impressive first season in the top flight of non-league football.

FA Cup hopes were extinguished at the first hurdle, a 4th Qualifying Round 5-3 defeat at Macclesfield, whilst a promising FA Trophy Run ended at Christie Park, Morecambe edging a bad tempered game 2-1. The Shrimps also accounted for us in a thrilling Lancashire Junior Cup Final at Burnden Park, coming out on top of a seven goal thriller after extra time with John Coleman netting Morecambe's decisive fourth goal. The last game of the season took us back to Goodison Park for the final of the Liverpool Senior Cup, where Baines netted both Marine's goals in their 2-1 win.

Goalkeeper Paul Moore was player of the season, David Gamble top-scored with 15 league goals.



	1993/94	P	W	D	L	F	A	Pts	H	Att	A	Att
1	Kidderminster H	42	22	9	11	63	35	75	1-1	1739	0-2	3877
2	Kettering	42	19	15	8	46	24	72	0-1	1026	0-2	1980
3	Woking	42	18	13	11	58	58	67	2-1	1526	0-1	2571
4	Southport	42	18	12	12	57	51	66	**	***	**	**
5	Runcorn	42	14	19	9	63	57	61	1-0	723	0-3	603
6	Dagenham & Red	42	15	14	13	62	54	59	0-0	1472	3-3	1234
7	Macclesfield Town	42	16	11	15	48	49	59	1-0	1012	1-0	1002
8	Dover Ath	42	17	7	18	48	49	58	3-2	1569	2-0	942
9	Stafford Rangers	42	14	15	13	56	52	57	0-2	707	2-0	1159
10	Altrincham	42	16	9	17	41	42	57	3-1	1230	2-1	982
11	Gateshead	42	15	12	15	45	53	57	1-1	1237	3-1	508
12	Bath City	42	13	17	12	47	38	56	1-1	1102	1-2	615
13	Halifax	42	13	16	13	55	49	55	2-2	2423	2-2	1310
14	Stalybridge	42	14	12	16	54	55	54	0-2	1422	1-3	593
15	Northwich Vics	42	11	19	12	44	45	52	0-0	1606	1-2	1266
16	Welling Utd	42	13	12	17	47	49	51	2-1	1115	2-0	1130
17	Telford United	42	13	12	17	41	49	51	1-0	902	3-1	855
18	Bromsgrove Rovers	42	12	15	15	54	66	51	1-2	1238	2-2	890
19	Yeovil	42	14	9	19	49	62	51	1-1	1303	2-3	1978
20	Merthyr Tydfil	42	12	15	15	60	61	49	3-2	1150	2-2	607
21	Slough	42	11	14	17	44	58	47	1-0	1224	0-0	603
22	Witton Albion	42	7	13	22	37	63	34	2-1	1417	2-0	1144

1993/94	Lge App	Lge Sub	Lge Gls	Cup App	Cup Sub	Cup Gls	Total App	Total Sub	Total Goals
Paul Moore	42			15			57	0	0
Leroy Dove	34	1		14		2	48	1	2
Dave Fuller	37	2		14			51	2	0
Kevin Mooney	25			5			30	0	0
Derek Goulding	28	1	2	14		1	42	1	3
Darren Lyons	13	2		3	1	1	16	3	1
Jim Harvey	7			1			8	0	0
Chis Walmesley	28	9	4	8	3	2	36	12	6
Paul Comstive	28	4	2	10	2	1	38	6	3
Steve Haw	39	1	10	13		6	52	1	16
Peter Withers	34	3	11	12	3	6	46	6	17
Steve Appleton	1						1	0	0
Alan McDonald	31	7	2	10	2	1	41	9	3
Mike Halliday	5			2			7	0	0
Andy Farley	5	1		1			6	1	0
Paul Mullen	3	3			3		3	6	0
Elfyn Edwards	10			1			11	0	0
Andy Pilling	3	2		1	1		4	3	0
Paul Lodge	25	1	1	10			35	1	1
David Gamble	36	3	15	13	1	8	49	4	23
Phil Quinlan	10	14	6	3	7	2	13	21	8
Ricky Mitchell	6	4	1	2	2		8	6	1
Luther Blissett	5		2				5	0	2
Mark Brennan	4	1		5		1	9	1	1
Steve Todhunter	0	1		1			1	1	0
Dave Chadwick	0	1		1			1	1	0
Lee Williams	3	5		1			4	5	0
Jimmy Blackhurst	0	2			1	1	0	3	1
Derek Ward				1			1	0	0
Mark Simms				1			1	0	0
Martin Clark				1			1	0	0
Kevin Walsh				1			1	0	0
Gary Thomas				1			1	0	0
John McKenna					1		0	1	0
own goals			1				0	0	1
TOTALS	462	68	57	165	27	32	627	95	89

1994/95

The summer of 1994 saw the departure of several old favourites from Haig Avenue, including Mark Brennan, Kevin Mooney, Chris Walmesley, Peter Withers and, on the eve of the new season, goalkeeper Paul Moore. New faces included John McKenna, Martin Clark, Gary Thomas, Harvey Cunningham and Derek Ward. And in a bold move, Brian Kettle became Southport's first full time manager since football league days.


Returning from a career-threatening injury, Jimmy Blackhurst netted a last minute equaliser at Bromsgrove on the opening day, then a brilliant Paul Comstive hat trick helped yield all three points in the 5-0 demolition of Gateshead. Early season results were inconsistent – a limp 4-1 home defeat to Altrincham on August Bank Holiday Monday was followed by a superb 4-1 win against champions Kidderminster. Then a 9 game unbeaten run, culminating in a 5-0 win against Runcorn on Boxing Day, lifted us into 4th place.

We reached the 1st round of the FA Cup, but in a similar vein to our 1978 episode, exited at Altrincham. FA Trophy interest was ended at Bucks Head, where a late postponement to the Saturday fixture disappointed the many travelling Sandgrounders, few of whom attended the Tuesday night 2-0 defeat.

We'd crept up to 2nd by February, despite having allowed leaders Macclesfield Town off the hook at Haig Avenue, where our infamous 'large crowd syndrome' (2207 were in attendance) kicked in and allowed a 2-0 lead to turn into a 3-2 defeat. Three successive league defeats in February, included a 5-1 drubbing at Dagenham & Redbridge were halted by a lone goal home win against Welling on March 11th and pushing us back into 2nd place.

Then five days later came the bombshell – at Thursday night training the players were informed that Brian Kettle had, 'relinquished his position as manager'. A club statement added that '...the reasons for Brian's departure are personal and not football-related'.

Steve Joel was handed the manager's role on a caretaker basis and did ok, drawing 1-1 with Kettering thanks to Jon Penman's first league goal, and winning 2-1 at Dover where Blackhurst, returned from a loan spell at Barrow, netted twice.



From 26 applicants, including Joel (who reverted back to assistant manager) Billy Ayre was appointed on a full time basis just before the Yeovil home game on April 8th. He inherited a good team; a 10 match unbeaten run followed the Dagenham debacle and brought a highly impressive 3rd place finish, our best ever performance in the top level of non league football.

Steve Haw just edged out David Gamble as leading goalscorer, Derek Goulding was player of the season.



SOUTHPORT F.C. SEASON 1994-95

Back: B.Kettle (Manager), R. Mitchell, G. Thomas, M. Simms, P. Moore, D. Goulding, J. McKenna, D. Gamble, D. Fuller, R. Knight (Physio), R. Morris (Sec).

Front: A. McDonald, C. Clapham, D. Ward, J. Blackhurst, L. Dove, S. Haw, P. Comstive, P. Lodge, P. Quinlan, M. Clark, S. Joel (asst. Manager).

13

	1994/95	P	W	D	L	F	A	PTS	H	Att	A	Att
1	Macclesfield	42	24	8	10	70	40	80	2-3	2207	0-3	792
2	Woking	42	21	12	9	76	54	75	2-0	1150	0-3	1966
3	Southport	42	21	9	12	68	50	72	**	**	**	**
4	Altrincham	42	20	8	14	77	60	68	1-4	1427	0-0	812
5	Stevenage Boro	42	20	7	15	68	49	67	2-1	783	2-1	1347
6	Kettering	42	19	10	13	73	56	67	1-1	919	0-1	2005
7	Gateshead	42	19	10	13	61	53	67	5-0	1134	1-0	589
8	Halifax	42	17	12	13	68	54	63	4-0	1236	0-2	1308
9	Runcorn	42	16	10	16	59	71	58	5-0	1612	1-2	718
10	Northwich Vics	42	14	15	13	77	66	57	0-2	1102	1-2	1208
11	Kidderminster H	42	16	9	17	63	61	57	4-1	1188	1-0	1851
12	Bath City	42	15	12	15	55	56	57	3-1	1015	2-1	745
13	Bromsgrove Rovers	42	14	13	15	66	69	55	2-1	878	1-1	1030
14	Farnborough	42	15	10	17	45	64	55	0-1	1035	4-1	781
15	Dagenham & Red	42	13	13	16	56	69	52	1-1	1058	1-5	1059
16	Dover Ath	42	11	16	15	48	55	49	2-2	910	2-1	1164
17	Welling Utd	42	13	10	19	57	74	49	1-0	826	1-3	700
18	Stalybridge	42	11	14	17	52	72	47	3-1	812	1-1	790
19	Telford United	42	10	16	16	53	62	46	2-1	714	0-0	927
20	Merthyr Tydfil	42	11	11	20	53	63	44	3-1	902	2-1	513
21	Stafford Rangers	42	9	11	22	53	79	38	3-0	932	1-1	719
22	Yeovil	42	8	14	20	50	71	38	0-0	818	1-0	1760

1994/95	Lge App	Lge Sub	Lge Gls	Cup App	Cup Sub	Cup Gls	Total App	Total Sub	Total Goals
Jimmy Blackhurst	16	11	6	6	4	5	22	15	11
Greg Challenger	5	1	1	2			7	1	1
Martin Clark	37		3	11	1		48	1	3
Paul Comstive	24	5	9	6		1	30	5	10
Lee Cooper	0	1	0		1		0	2	0
Harvey Cunningham	27	6	5	9	2	3	36	8	8
Leroy Dove	36		3	9		1	45	0	4
Eifyn Edwards	5		0				5	0	0
Dave Fuller	30		0	10			40	0	0
David Gamble	31	6	12	8	3	1	39	9	13
Derek Goulding	39		3	11			50	0	3
Steve Haw	30	5	12	10	1	2	40	6	14
Paul Lodge	38		1	9			47	0	1
Alan McDonald	17	7	3	1	2	1	18	9	4
John McKenna	42		0	11			53	0	0
John McNally	1	2	0				1	2	0
Jon Penman	9	11	2	3	1	1	12	12	3
Brian Pritchard	7	1	0	2			9	1	0
Phil Quinlan	0	1	0	1		1	1	1	1
Mark Simms	11		0	4			15	0	0
Martin Sloan	0	2	0	1	1		1	3	0
Paul Symons	1	2	0				1	2	0
Gary Thomas	24	5	6	7	1	2	31	6	8
Derek Ward	32		2	8		1	40	0	3
Stephen Birks					1		0	1	0
Andy Cavanagh					2	1	0	2	1
Andy Farley					1		0	1	0
Alex Dyer				1			1	0	0
Peter Davenport				1			1	0	0
Bryan Griffiths				1			1	0	0
Paul Moore					1		0	1	0
own goals							0	0	0
TOTALS	462	66	68	132	22	20	594	88	88

1995/96

The side for our opening game of the 1995/96 season contained just two newcomers, Andy Whittaker and Bryan Griffiths. Two others, Peter Davenport and Ian Blackstone came on as second half substitutes. And the tone was set for a season of high-scoring games as we travelled to Slough Town and recorded a superb 5-2 win. Steve Haw netted a brilliant hat trick whilst the trusty left boot of David Gamble dispatched two penalties.

But this was a false dawn as the next six games yielded just three points and left us languishing in 19th place after a particularly insipid 4-0 surrender at Bath City.

Phil Horner (on loan from Blackpool) and (briefly) Martin McDonald strengthened the squad but first hurdle defeats at Telford and Halifax, in the FA Cup and Trophy respectively, added to the inconsistency that plagued the team.


Highlights included 7-1, 6-1 and 5-3 home wins against Farnborough (our best ever conference win), Kettering (Whittaker hat trick) and Stalybridge respectively. Also worthy of mention is a remarkable 4-4 draw with Macclesfield in the semi final of the Spalding Cup. Sadly we lost the second leg decider.

An injury to goalkeeper John McKenna thrust reserve Peter Croasdale and youth teamer Stephen Howard into action and both acquitted themselves well to the demands of Conference football.

But the season ended on a whimper when we visited Woking. This time there was only one high scoring team as we suffered another 4-0 defeat in Billy Ayre's final game in charge.

We did however finish in a respectable sixth place and the 77 goals scored (in 42 games) remains our highest ever total in a Conference season. Andy Whittaker contributed 16 to finish as leading goalscorer and Leroy Dove was a popular choice as player of the season.





Leroy Dove was Player Of The Season and Andy Whittaker leading scorer



	1995/96	P	W	D	L	F	A	PTS	H	Att	A	Att
1	Stevenage Boro	42	27	10	5	101	44	91	0-1	1179	3-1	1785
2	Woking	42	25	8	9	83	54	83	2-2	1074	0-4	2543
3	Hednesford	42	23	7	12	71	46	76	2-2	811	1-2	1355
4	Macclesfield	42	22	9	11	66	49	75	2-1	736	1-3	1282
5	Gateshead	42	18	13	11	58	46	67	1-0	1008	2-2	469
6	Southport	42	18	12	12	77	64	66	**	**	**	**
7	Kidderminster H	42	18	10	14	78	66	64	0-2	1164	3-2	1664
8	Northwich Vics	42	16	12	14	72	64	60	2-2	1542	2-1	724
9	Morecambe	42	17	8	17	78	72	59	1-1	729	3-4	1745
10	Farnborough	42	15	14	13	63	58	59	7-1	819	0-1	738
11	Bromsgrove Rovers	42	15	14	13	59	57	59	1-2	894	1-4	729
12	Altrincham	42	15	13	14	59	64	58	1-2	1127	1-1	851
13	Telford United	42	15	10	17	51	56	55	3-2	812	1-2	758
14	Stalybridge	42	16	7	19	59	68	55	5-3	704	4-1	496
15	Halifax	42	13	13	16	49	63	52	0-0	1318	2-2	694
16	Kettering	42	13	9	20	68	84	48	6-1	916	1-1	1944
17	Slough	42	13	8	21	63	76	47	2-0	677	5-2	942
18	Bath City	42	13	7	22	45	66	46	2-1	643	0-4	584
19	Welling Utd	42	10	15	17	42	53	45	2-0	915	1-0	600
20	Dover Ath	42	11	7	24	51	74	40	0-0	849	1-0	1142
21	Runcorn	42	9	8	25	48	87	35	1-1	1004	1-1	708
22	Dagenham & Red	42	7	12	23	43	73	33	2-1	904	2-1	964

1995/96	Lge App	Lge Sub	Lge Gls		Cup App	Cup Sub	Cup Gls	Total App	Total Sub	Total Goals
Jimmy Blackhurst	3					1		3	1	0
Ian Blackstone	8	6	3		7	1		15	7	3
Chris Blakeman	1	1						1	1	0
Andy Cavanagh	1	9				2		1	11	0
Greg Challender	2	1				1		2	2	0
Martin Clark	29	1	2		6	1		35	2	2
Stuart Cochran	17	2			3			20	2	0
Peter Croasdale	8				1			9	0	0
Harvey Cunningham	9	2			4	1	1	13	3	1
Peter Davenport	34	5	13		10		4	44	5	17
Leroy Dove	39		2		13			52	0	2
Andy Farley	26	1	3		9	1		35	2	3
Dave Fuller	25	3	2		9	1		34	4	2
David Gamble	31	6	7		7	3	2	38	9	9
Derek Goulding	39		1		12			51	0	1
Bryan Griffiths	23	7	6		5	2	3	28	9	9
Steve Haw	19	10	9		5	3	3	24	13	12
Phil Horner	11		1		3			14	0	1
Stephen Howard	1							1	0	0
Mark Kelly	1	1						1	1	0
Paul Lodge	36		1		12			48	0	1
Martin McDonald	19	2	4		9	1		28	3	4
John McKenna	33				12			45	0	0
Neil Mitchell	8		4		1			9	0	4
Gary Thomas	7	3			3			10	3	0
Derek Ward	3	2	1		1	1		4	3	1
Andy Whittaker	29	6	16		9	1	9	38	7	25
Jon Penman					2		1			
own goals			2				1	0	0	3
TOTALS	462	68	77		143	20	24	605	88	101

1996/97

It was all change at Haig Avenue during the summer of 1996. Manager Billy Ayre departed to take up the Assistant Manager's job at Swansea City and so Steve Joel was finally rewarded for his patience and loyalty by being appointed manager of Southport FC. Peter Davenport became player/assistant manager.

And there was a large turnover of players, with 10 new arrivals and 10 departures prior to the opening game of 1996/97. Amongst seven debutants in the opening day 1-1 draw at Hayes were goalkeeper Billy Stewart and midfielder (and captain) Brian Butler, both of whom were to serve the club with distinction over the coming years. The next four league games were all won meaning that we led the table going into September and Joel picked up a deserved manager of the month award.

An indifferent run of form and a series of low-scoring games then set in but we were rudely awakened with the visit of eventual champions Macclesfield Town. A crowd of 1546 witnessed a counter-attacking master class from the Silkmen and they trounced us 5-1. Perhaps our focus was on the FA Cup, where we had battled through six games to reach the first round, only to be cruelly rewarded with an away tie at Hednesford Town, where we bowed out by the odd goal in three. We were now in the midst of a mini-slump, and seven league games without a win culminated in a truly awful evening in Cheshire on the Friday before Christmas when Northwich inflicted another 5-1 defeat. The ever-honourable Joel resigned there and then.

Into the breach stepped Davenport, and he did ok, finally achieving a 3-1 home win against Bath City in the first game of 1997. But disappointed at not being given the job on a permanent basis, he departed shortly afterwards to continue his playing career, and ultimately return to the Football League, with Macclesfield. His time in the Southport hot seat would arrive some years later.

Instead the board opted for another rookie manager with Wirral connections in former Tranmere player Ronnie Moore. Despite an initial continuance of the improved results, form proved to be very erratic over the remainder of the season, and we ended up in an unremarkable 11th place.

Major disappointment in the FA Trophy saw us humbled 2-0 at Colwyn Bay in the second round, over 500 Sandgrounders travelled to this tie and weren't slow to vent their anger on players and new manager Moore alike. There was some silverware however as we negotiated four rounds of the Lancashire Junior Cup and then beat Accrington Stanley 3-0 in the final at Deepdale. Andy Whittaker's goal in this game contributed towards his impressive tally of 37 in all games, easily the highest of the season. Billy Stewart was voted player of the season.



	1996/97	P	W	D	L	F	A	PTS	H	Att	A	Att
1	Macclesfield	42	27	9	6	80	30	90	1-5	1546	2-3	1601
2	Kidderminster H	42	26	7	9	84	42	85	1-0	1423	0-3	3139
3	Stevenage Boro	42	24	10	8	87	53	82	0-0	965	1-2	2903
4	Morecambe	42	19	9	14	69	56	66	3-1	802	1-2	733
5	Woking	42	18	10	14	71	63	64	4-1	560	1-0	2858
6	Northwich Vics	42	17	12	13	61	54	63	0-0	1077	1-5	710
7	Farnborough	42	16	13	13	58	53	61	0-3	905	3-3	707
8	Hednesford	42	16	12	14	52	50	60	1-2	1023	1-0	1149
9	Telford United	42	16	10	16	46	56	58	0-1	925	0-1	839
10	Gateshead	42	15	11	16	59	63	56	1-1	673	2-2	511
11	Southport	42	15	10	17	51	61	55	**	**	**	**
12	Rushden & Diamonds	42	14	11	17	61	63	53	2-1	1225	0-3	2218
13	Stalybridge	42	14	10	18	53	58	52	3-0	1051	2-2	493
14	Kettering	42	14	9	19	53	62	51	2-2	676	1-0	1575
15	Hayes	42	12	14	16	54	55	50	0-2	702	1-1	753
16	Slough	42	12	14	16	62	65	50	0-1	1117	1-1	661
17	Dover Ath	42	12	14	16	57	68	50	0-1	935	1-0	1259
18	Welling Utd	42	13	9	20	50	60	48	3-2	884	3-2	700
19	Halifax	42	12	12	18	55	74	48	2-1	1543	0-2	792
20	Bath City	42	12	11	19	53	80	47	3-1	786	2-0	531
21	Bromsgrove Rovers	42	12	5	25	41	67	41	0-0	741	1-0	762
22	Altrincham	42	9	12	21	49	73	39	1-3	803	0-1	793



Managers Steve Joel & Ronnie Moore

1996/97	Lge App	Lge Sub	Lge Gls		Cup App	Cup Sub	Cup Gls	Total App	Total Sub	Total Goals
Lee Anderson	14	3	1		9	2		23	5	1
Chris Blakeman	8	4			5	3		13	7	0
Chris Borwick	0	1				2		0	3	0
Brian Butler	31		4		15		3	46	0	7
Dave Carroll	8	2			2	1		10	3	0
Martin Clark	34		1		18		4	52	0	5
Peter Davenport	15	4	5		10	2		25	6	5
Leroy Dove	13	4	1		13	2	1	26	6	2
Kevin Ellison	2	2						2	2	0
Steven Eyre	2	1						2	1	0
Andy Farley	32	4	1		19	1	1	51	5	2
David Gamble	33	8	9		16	2	5	49	10	14
Bryan Griffiths	1	5			1			2	5	0
Steve Haw	7	6	1		2	3		9	9	1
Phil Horner	38	1	2		17		2	55	1	4
Richard Horner	17				3			20	0	0
Alex Jones	17		3		9	1		26	1	3
Jon Kenworthy	2				1			3	0	0
Rod McDonald	12				5		5	17	0	5
Kenny Mayers	4				2		1	6	0	1
Paul Mitten	2				2			4	0	0
Steve Morgan	13	1						13	1	0
John Morgan	1	5			2	1	3	3	6	3
Franny Powell	0	1						0	1	0
Roger Preece	9				5			14	0	0
David Rogers	22	1	1		9		1	31	1	2
Chris Sharratt	25	2	1		12		2	37	2	3
Billy Stewart	42				19			61	0	0
Mike Turner	5	3			2	2	1	7	5	1
Ian Vickers	1	7				3	2	1	10	2
Andy Whittaker	41		19		20		18	61	0	37
Ian Duerden	11		1		2			13	0	1
John McKenna					1					
Peter Croasdale					1					
Dave Fuller					1					
Steve Moran					2					
Stuart Cochran					2					
Derek Goulding					1					
Paul Lodge					1					
Peter McGuinness					1					

Phil Daley					1					
Andy Cavanagh						1				
own goals			1				1	0	0	2
TOTALS	462	65	51		231	26	50	693	91	101

1997/98

We found ourselves in what was becoming a familiar manager less situation shortly after the end of the 1996/97 season. Ronnie Moore's short reign ended as he moved to his former club Rotherham United, disappointingly taking with him popular player Martin Clark. Other departures from the playing staff included Dave Rogers, Richard Horner, Chris Sharratt and for the final time Steve Haw. Striker Brian Ross actually arrived from Chorley in the early close season and was joined by notable signings Kevin Formby, Ged Kielty, Dave Thompson, Phil Bolland and Tim Ryan.

The board deliberated carefully over their next managerial appointment but he was finally revealed as former England U23 defender Paul Futcher, who had just won the Dr Marten's League title with Gresley Rovers. 41 years old shortly into the season, Futcher also registered as a player 'in case of emergency'. He ended up making 49 appearances in all competitions.

The season started impressively; an opening day 4-1 demolition of Hednesford was followed by a 1-0 win at Leek Town, so we were top after two games. And whilst this momentum was never really sustained in the league, early season results were impressive. Amongst these was a remarkable 5-3 win at Welling United, where goals from Kielty and John Deary were supplemented by a hat-trick of own goals by hapless Welling defenders (including two by Steve Perkins, son of former 'port manager Russ).

FA Cup qualifying success at North Ferriby landed us a plum First Round home tie to second division York City. York's unease with our floodlights meant a 2pm kick off, and, not helped by having two players sent off, we went down 4-0. Some comfort was gained from the healthy attendance of 3,952 – it did seem like more!

We bounced back a week later with a good 4-2 home win against Stalybridge Celtic (attendance 909) lifting us to 6th place in the league.

By January we were 7th and started our FA Trophy campaign with a 3-0 home win against Winsford United. Next up was a trip to the unknown environs of Yeading in Greater London. Here Andy Whittaker gave a master class in finishing and bagged four goals in a 6-0 romp. The Trophy 3rd round again pitched us against lower-league, tricky opponents but we prevailed 2-0 at Altrincham with Bolland and Ross on target. And we were on the road again for the quarter finals, travelling to Grantham Town. The record crowd of 3695 at the South Kesteven Stadium witnessed a tense 1-1

draw, Ross's opener being cancelled out by a late penalty harshly awarded against Phil Horner, who even more harshly, was sent off. The replay was Ross's night, as he bagged a brilliant hat-trick to see off the plucky Southern Leaguers.

And so we were in the semi finals. Played over two legs, we visited Slough Town on March 28th and with Futchter inspirational at the heart of defence, eased through courtesy of Steve Morris's 68th minute goal. The second leg was played eight days later and the Sunday afternoon setting helped add to the carnival atmosphere. Kick off was delayed as 4,895 crammed in to Haig Avenue (this definitely seemed like more!) and Slough stunned us all by drawing level on aggregate on the half hour. But with 66 minutes played we were ahead again. Ross's goal bound effort being turned over the line by Formby, standing virtually on the line, but not offside. We held our nerve and scenes of jubilation ensued as the full time whistle blew and Southport were at Wembley for the first time in our 117 year history. We lost the final 1-0 to Cheltenham Town.

Andy Whittaker was leading (league) goalscorer with 8, Tim Ryan player of the season.



	1997/98	P	W	D	L	F	A	PTS	H	Att	A	Att
1	Halifax	42	25	12	5	74	43	87	0-0	1889	3-4	4701
2	Cheltenham	42	23	9	10	63	43	78	1-2	1026	0-2	2171
3	Woking	42	22	8	12	72	46	74	0-0	1050	1-1	2806
4	Rushden & Diamonds	42	23	5	14	79	57	74	3-2	1116	0-1	2477
5	Morecambe	42	21	10	11	77	64	73	1-1	1640	0-2	2150
6	Hereford	42	18	13	11	56	49	67	0-0	662	1-1	2663
7	Hednesford	42	18	12	12	59	50	66	4-1	1326	1-2	1313
8	Slough	42	18	10	14	58	49	64	1-2	1460	0-1	589
9	Northwich Vics	42	15	15	12	63	59	60	0-2	964	0-0	974
10	Welling Utd	42	17	9	16	64	62	60	3-1	912	5-3	643
11	Yeovil	42	17	8	17	73	63	59	2-1	849	0-0	1927
12	Hayes	42	16	10	16	62	52	58	0-2	923	0-2	464
13	Dover Ath	42	15	10	17	60	70	55	0-1	635	1-3	958
14	Kettering	42	13	13	16	53	60	52	2-1	973	1-2	1157
15	Stevenage Boro	42	13	12	17	59	63	51	1-0	1001	0-1	2128

16	Southport	42	13	11	18	56	58	50	**	**	***	**
17	Kidderminster H	42	11	14	17	56	63	47	1-2	1200	1-1	1612
18	Farnborough	42	12	8	22	56	70	44	3-1	1174	2-3	532
19	Leek Town	42	10	14	18	52	67	44	2-2	940	1-0	1169
20	Telford United	42	10	12	20	53	76	42	1-2	702	2-2	706
21	Gateshead	42	8	11	23	51	87	35	3-1	800	2-0	619
22	Stalybridge	42	7	8	27	48	93	29	4-2	909	3-1	767

1997/98	Lge App	Lge Sub	Lge Gls		Cup App	Cup Sub	Cup Gls	Total App	Total Sub	Total Goals
John Bagnall	5				1			6	0	0
Chris Blakeman	0	1			1			1	1	0
Tony Blythe	1	1			1	1		2	2	0
Phil Bolland	22	4	1		9	1	2	31	5	3
Brian Butler	35		4		11		1	46	0	5
Paul Clarke	1	2			2			3	2	0
John Deary	13		4		3			16	0	4
Leroy Dove	7				1			8	0	0
Andy Farley	36				15			51	0	0
Kevin Formby	35		4		14	1	1	49	1	5
Paul Futcher	37	1			12	1		49	2	0
David Gamble	27	7	4		12	1	2	39	8	6
Phil Horner	23		1		12		1	35	0	2
Paul Jones	11	9			3	5		14	14	0
Ged Kielty	33	4	5		14	1	2	47	5	7
Paul Mitten	14	11	4		4	8		18	19	4
Michael Moore	2	4			1	1		3	5	0
Steve Moran	0	1				1		0	2	0
Joe Morgan	2	2			2	1		4	3	0
Stephen Morris	5	5	1		5		5	10	5	6
Justin O'Reilly	10	1	6		4			14	1	6
Julian Pepper	0	4			1			1	4	0
Frannie Powell	0	1			1	1		1	2	0
Brian Ross	20	7	6		9		9	29	7	15
Tim Ryan	36	1	1		13		1	49	1	2
Billy Stewart	37				16			53	0	0
Paul Taylor	0	1						0	1	0
Dave Thompson	28	9	3		14	2	3	42	11	6
Andy Whittaker	22	2	8		6	2	5	28	4	13
Joe Kelly						1		0	1	0
Darren Beckford						1	1	0	1	1
own goals			4				1	0	0	5
TOTALS	462	78	56		187	29	34	649	107	90



Manager Paul Futcher

1998/9

We went into the 1998/99 season in an optimistic mood, our day in the sun at Wembley still fresh in the memory. Squad newcomers included Andy Gouck from Rochdale and Australian defender Scott Guyett. And we opened strongly, with three straight league wins including a memorable 1-0 at Doncaster, Justin O'Reilly on target.

But form was inconsistent and we never maintained the momentum needed for a championship challenge. Mid season arrivals Lee Elam from Guiseley and Lee Trundle - a £16,000 Christmas Eve capture from Stalybridge - were both cup tied and so missed out on our biggest games of the season.

Our FA Cup run began at Ramsbottom United where a Brian Ross hat trick was the feature of a 5-0 rout. The 4th qualifying round brought Stourbridge to town and another extremely professional performance saw us ease through 4-0, with Ross netting two more. The first round draw offered some enticing possibilities but instead took us to Dulwich Hamlet. Another clean sheet for Billy Stewart but a much tighter game gave us a 1-0 success courtesy of a second half own goal.

The reward was a second round trip to Mansfield Town. We travelled to Field Mill on the first Saturday in December and the hundreds of Sandgrounders in attendance saw arguably Southport's finest performance as a non - league side.

Paul Futcher rolled back the years when called upon as an early substitute for midfielder Brian Butler and was inspirational in the quite brilliant 2-1 win. Ross with a superb strike and a David Gamble trademark penalty fired us into a first appearance in the third round for 31 years. Dreams of a 'big gun' were dashed as the draw pitted us against Leyton Orient on Jan 2. And our highest ever home gate as a non-league side – 4950 - witnessed a battling performance but an ultimately unfortunate 2-0 defeat.

We also enjoyed another good run in the FA Trophy, a 5th round replay win (1-0, Gamble pen) earning a quarter final trip to Forest Green Rovers. But on this occasion we were well beaten, Stuart Quinn netting a mere consolation goal in the 4-1 defeat.

Other player movement during the season saw departures for O'Reilly and Andy Whittaker, fleeting appearances by Mike Marsh and Andy Mutch and a second 'big money' signing in Ian Arnold. League form was disappointing though, with our 18th place finish being the poorest achieved since joining the conference five seasons earlier. Elam was leading (league) goalscorer scorer with just seven of the miserly total of 47 goals. Brian Ross netted 10 in all competitions.

	1998/99	P	W	D	L	F	A	PTS	H	Att	A	Att
1	Cheltenham	42	22	14	6	71	36	80	0-2	1224	0-3	2594
2	Kettering	42	22	10	10	58	37	76	0-1	1070	0-1	1515
3	Hayes	42	22	8	12	63	50	74	1-2	1203	0-3	677
4	Rushden & Diamonds	42	20	12	10	71	42	72	0-1	1653	1-3	2135
5	Yeovil	42	20	11	11	68	54	71	2-3	929	1-3	2158
6	Stevenage Boro	42	17	17	8	62	45	68	1-1	1055	0-0	2433
7	Northwich Vics	42	19	9	14	60	51	66	2-2	1457	2-1	1628
8	Kingstonian	42	17	13	12	50	49	64	1-1	1060	2-0	803
9	Woking	42	18	9	15	51	45	63	0-0	811	3-2	1900
10	Hednesford	42	15	16	11	49	44	61	1-1	1144	1-3	1015
11	Dover Ath	42	15	13	14	54	48	58	3-0	955	1-2	792
12	Forest Green	42	15	13	14	55	50	58	1-1	961	0-1	746
13	Hereford	42	15	10	17	49	46	55	0-0	872	2-2	2308
14	Morecambe	42	15	8	19	60	76	53	1-0	1427	1-1	1356
15	Kidderminster H	42	14	9	19	56	52	51	1-1	976	1-2	1780
16	Doncaster Rovers	42	12	12	18	51	55	48	3-2	1450	1-0	3663
17	Telford United	42	10	16	16	44	60	46	2-1	1282	0-1	704
18	Southport	42	10	15	17	47	59	45	**	**	**	**
19	Barrow	42	11	10	21	40	63	43	0-4	1426	0-0	1235
20	Welling Utd	42	9	14	19	44	65	41	5-2	1035	1-2	502
21	Leek Town	42	8	8	26	48	76	32	3-1	1333	0-0	632
22	Farnborough	42	7	11	24	41	89	32	2-2	997	1-1	559



Scott Guyett was player of the season.

1998/99	Lge App	Lge Sub	Lge Gls		Cup App	Cup Sub	Cup Gls	Total App	Total Sub	Total Goals
Ian Arnold	5		2		1			6	0	2
John Bagnall	2							2	0	0
Phil Bolland	26	2	5		11	1	1	37	3	6
Brian Butler	22	2			9	1		31	3	0
Ged Courtney	0	1						0	1	0
Jim Dobbin	3				2			5	0	0
Lee Elam	26	1	7		9		2	35	1	9
Andy Farley	34	2			16	1		50	3	0
Kevin Formby	20	9			12	6		32	15	0
Lee Furlong	17	5	4		5	4	4	22	9	8
Paul Fitcher	12	2			4	1		16	3	0
David Gamble	31	2	2		15	1	6	46	3	8
Andy Gouck	34		1		15			49	0	1
Stuart Graves	1	2				1		1	3	0
Scott Guyett	34		6		14		3	48	0	9
Phil Horner	28	3	2		18		2	46	3	4
Tony Lally	0	1						0	1	0
Mike Marsh	1				1			2	0	0
Joe Morgan	1				1	1		2	1	0
Andy Mutch	0	1						0	1	0
John Newman	2	3			3	3	1	5	6	1
Justin O'Reilly	12	1	5		6	1	2	18	2	7
Stuart Quinn	4	9	1		9	5	2	13	14	3
Brian Ross	12	10	3		10	5	7	22	15	10
Tim Ryan	38		1		16			54	0	1

Billy Stewart	40				20			60	0	0
Mark Stuart	9		1		1			10	0	1
Paul Taylor	2	1			2	1		4	2	0
Dave Thompson	25	15	1		12	8	1	37	23	2
Lee Trundle	20	1	4		7	1	2	27	2	6
Andy Whittaker	1	4	1		1	1		2	5	1
Lee Ellison						1	3	0	1	3
Brad Cullen						1	1	0	1	1
own goals			1				2	0	0	3
TOTALS	462	77	47		220	44	39	682	121	86

1999/2000

It was a busy summer in 1999 as manager Paul Futchter sought to rebuild the side that had finished, disappointingly, just above the relegation zone in May. Out of the door went skipper Brian Butler, David Gamble, Dave Thompson, Phil Horner and Brian Ross. Newcomers included Neil Grayston, Dominic Morley, Neil Woods, Lee Ellison, the returning Martin Clark, goalkeeper Steve Dickinson and experienced winger Mark Stuart, who'd had a spell on loan earlier in the year. Dickinson claimed the Number 1 jersey in place of the popular Billy Stewart, who departed midway through the season.

We opened with a Haig Avenue cup final - the held over Liverpool Senior Cup contest against Burscough. This was a highly entertaining 6-3 extra time win, which included a hat trick from second half substitute Ellison.

And the goals continued in our opening league game - a 4-1 drubbing of Woking. League form was inconsistent but we progressed to the first round of the FA Cup by overcoming Emley 2-0 in a Monday night replay after a 1-1 draw at Haig Avenue. The away tie at (football league) Darlington included hundreds of Sandgrounders in the 4313 crowd and we were desperately unlucky to lose out by the odd goal in three. Two weeks later Futchter was dismissed after a woeful 5-0 defeat at Kidderminster. Paul Lodge took over as caretaker manager, assisted by Paul Comstive and they negotiated a tricky FA Trophy tie at Barrow (won 3-2) but couldn't arrest the slump in league form.

Chairman Charles Clapham then pulled a proverbial rabbit out of the hat by unveiling former England international Mark Wright as manager just in time for Christmas. Ted McMinn followed as Wright's assistant, replacing the unfortunate Lodge. Late Boxing Day drama at Morecambe brought a thrilling

3-3 draw which featured debutant Adie Mike and we opened the new millennium with a 1-1 draw in the return fixture at Haig Avenue. Striker Robert Pell debuted in this game. The Trophy 3rd round brought Altrincham to town for a 0-0 draw, the replay also finished level as a late Pell goal took the tie to extra time. Skipper Tim Ryan netted the decisive spot kick in the penalty shoot-out. Hednesford were beaten 2-0 at home for Wright's first league win and yet again an FA draw pitted us against Emley, this time in the Trophy 4th round. Pell and Lee Elam netted to see us through. Woking made it seven goals conceded in two visits to Haig Avenue as we thumped them 3-0 in the 5th round. Trophy quarter finals day took us to Kingstonian and an outstanding defensive display reaped a goalless draw. But to huge disappointment, we lost 1-0 in the replay,

League form picked up considerably though, and Easter Monday's 2-1 win, completing the Hednesford double, lifted us into the top 10. And a six game unbeaten end of season run brought a respectable 9th place finish - we had been 21st at the turn of the century. Dickinson was our only ever-present in all 42 league games but lost out as player of the season to Ryan. Ian Arnold was leading goalscorer with 14 in the league, six of which were penalties.



SOUTHPORT F.C. – 1999/2000

Back Row: Scott Guyett, Lee Ellison, Tim Ryan, Mark Stuart, Neil Woods

Middle Row: Wes Hall (Kit Manager), Dominic Morley, Martin Clark, Billy Stuart, Phil Bolland, Steve Dickinson, Paul Taylor, Neil Grayston, Max Thompson (Physio)

Front Row: Ian Arnold, Kevin Formby, Paul Lodge (Assistant Manager), Andy Gouck, Paul Futchet (Manager), Lee Elam, Lee Furlong

	1999/2000	P	W	D	L	F	A	PTS	H	Att	A	Att
1	Kidderminster H	42	26	7	9	75	40	85	0-1	2033	0-5	1404

2	Rushden & Diamonds	42	21	13	8	71	42	76	2-1	1590	2-4	2819
3	Morecambe	42	18	16	8	70	48	70	1-1	2202	3-3	3583
4	Scarborough	42	19	12	11	60	35	69	2-2	1632	0-3	1002
5	Kingstonian	42	20	7	15	58	44	67	0-0	1039	2-4	1027
6	Dover Ath	42	18	12	12	65	56	66	1-2	1015	1-1	773
7	Yeovil	42	18	10	14	60	63	64	1-1	1343	1-1	2217
8	Hereford	42	15	14	13	61	52	59	0-1	1287	1-2	2810
9	Southport	42	15	13	14	55	56	58	**	**	**	**
10	Stevenage Boro	42	16	9	17	60	54	57	2-1	1310	1-1	1485
11	Hayes	42	16	8	18	57	58	56	4-1	1097	2-0	637
12	Doncaster Rovers	42	15	9	18	46	48	54	1-0	1156	1-1	4285
13	Kettering	42	12	16	14	44	50	52	0-1	1032	3-0	1209
14	Woking	42	13	13	16	45	53	52	4-1	1378	0-0	2026
15	Nuneaton Boro	42	12	15	15	49	53	51	2-0	1064	2-0	2519
16	Telford United	42	14	9	19	56	66	51	1-3	1010	0-0	1037
17	Hednesford	42	15	6	21	45	68	51	2-0	1122	2-1	850
18	Northwich Vics	42	13	12	17	53	78	51	0-1	1352	1-0	1127
19	Forest Green	42	13	8	21	54	63	47	2-1	1241	0-1	903
20	Welling Utd	42	13	8	21	54	66	47	3-2	1003	1-4	672
21	Altrincham	42	9	19	14	51	60	46	2-0	1427	0-3	1226
22	Sutton United	42	8	10	24	39	75	34	1-1	1122	1-1	850

1999/00	Lge App	Lge Sub	Lge Gls	Cup App	Cup Sub	Cup Gls	Total App	Total Sub	Total Goals
Ian Arnold	40	1	14	11		3	51	1	17
Phil Bolland	35		3	12		1	47	0	4
Martin Clark	36	2	1	12			48	2	1
James Connelly	0	1		1			1	1	0
Robbie Devereux	3	4					3	4	0
Ged Courtney	0	2			2	1	0	4	1
Steve Dickinson	42			13			55	0	0
Lee Elam	31	10	11	8	4	2	39	14	13
Lee Ellison	8	8		5	2	2	13	10	2
Kevin Formby	16	5		6			22	5	0
Lee Furlong	9	20	3	4	5	1	13	25	4
Andy Gouck	30	1	2	9		1	39	1	3
Neil Grayston	33	7	1	13		1	46	7	2
Sean Gummer	0	1					0	1	0
Scott Guyett	39		4	14			53	0	4
Darren Lyons	0	1					0	1	0
David McNiven	8	4	1				8	4	1
Adie Mike	9	6	1	3	2		12	8	1
Dominic Morley	32	3	1	8	1		40	4	1
Robert Pell	6	3	2	4	2	3	10	5	5
Tim Ryan	39			12			51	0	0
Mark Stuart	35	1	8	13	1	2	48	2	10
Kenny Takano	2	2			1		2	3	0
Paul Taylor	0	1					0	1	0
Lee Trundle	0	5			4	2	0	9	2
Neil Woods	9	4	2	4			13	4	2
Phil Morgan				1			1	0	0
Brad Cullen				1			1	0	0

own goals			1				0	0	1
TOTALS	462	92	55	154	24	19	616	116	74



Player Of The Season, Tim Ryan with Chairman Charlie Clapham and Manager Mark Wright.

2000/2001

Close season departures from Haig Avenue during the summer of 2000 included Kevin Formby, Tim Ryan and Lee Trundle. Amongst their replacements were Dino Maamria, David Linighan, Carl Macauley, Simon Parke, Stuart Whittaker, Mike Marsh and Shaun Teale, as manager Mark Wright assembled an impressive looking squad. Improvements off (or on) the pitch included a £10,000 overhaul of the playing surface and a further £10,000 spent on a new fence at the Blowick end and repairs to the floodlights. Our opening day programme confirmed “the whole floodlighting system will need to be replaced next year...”

We had a new physio in Bret Harris and it was acknowledged that our wage bill was higher than ever before.

Early season performances were inconsistent, but gradually the team found its feet and a 1-0 home win against Doncaster lifted us to second place by the end of November. We also accounted for Doncaster by the same score (and same scorer, Marsh – pen) in the FA Cup 4th qualifying round replay, after a thrilling 2-2 draw in Yorkshire.

Our first visit to Chester for 25 years brought another 1-0 success, Ian Arnold netting to the delight of the 550 travelling Sandgrounders. Wright was hit by a flu virus for the trip to Nuneaton but another excellent away day performance resulted in a 2-1 win with substitute Maamria adding to Parke’s early strike. Assistant Ted McMinn took charge for this match and spent much of the 90 minutes on his mobile phone (presumably to Wright) – strange behaviour for a Southport manager.

The FA Cup run took us past Havant & Waterlooville in the first round but disappointingly ended 2-1 in front of a bumper Haig Avenue gate of 3659 to fellow conference outfit Kingstonian. We were also drawn against them in the FA Trophy 4th qualifying, this time another 1-0 away win was achieved courtesy of a goal from skipper Andy Gouck. The trophy run continued with a 2-1 win at Weymouth

to set up a quarter final tie at Chester. This time over 800 Southport fans swelled the Deva Stadium gate to 3204 and we left bewildered and bemused after a ludicrous decision by Evertonian referee Robert Pollock gifted Chester a late free kick which led to their winning goal. Cue OTT celebrations from Chester fans and an angry response from Mark Wright. We beat Chester 1-0 at home in the league three days later.

Our best performance in the league came at leaders Yeovil in January. Going into the game we were in third place, trailing by 11 points and having played a game more. We silenced the home crowd (4,705) to complete a memorable double against the eventual runners-up. New signing Chris Lane netted the only goal.

We ended the season in fourth place, with the 46 goals conceded being our best ever defensive display in the Conference.



Martin Clark was a hugely popular choice as player of the season; Parke and Arnold tied on 13 apiece as leading league goalscorers.



	2000/01	P	W	D	L	F	A	PTS	H	Att	A	Att
1	Rushden & Diamonds	42	25	11	6	78	36	86	1-3	2255	0-4	3574
2	Yeovil	42	24	8	10	73	50	80	3-0	1310	1-0	4705
3	Dagenham & Red	42	23	8	11	71	54	77	0-1	1264	1-0	1183
4	Southport	42	20	9	13	58	46	69	**	**	**	**
5	Leigh RMI	42	19	11	12	63	57	68	1-2	1589	2-2	835
6	Telford United	42	19	8	15	51	51	65	3-0	1354	3-2	1373

7	Stevenage Boro	42	15	18	9	71	61	63	2-2	1506	3-1	1366
8	Chester City	42	16	14	12	49	43	62	1-0	1279	1-0	2860
9	Doncaster Rovers	42	15	13	14	47	43	58	1-0	1629	0-1	1877
10	Scarborough	42	14	16	12	56	54	58	3-1	1289	1-1	1125
11	Hereford	42	14	15	13	60	46	57	1-1	1367	0-0	2438
12	Boston	42	13	17	12	74	63	56	3-1	1003	0-1	1621
13	Nuneaton Boro	42	13	15	14	60	60	54	1-2	1192	2-1	1275
14	Woking	42	13	15	14	52	57	54	0-1	1377	2-1	1586
15	Dover Ath	42	14	11	17	54	56	53	2-1	1635	1-0	954
16	Forest Green	42	11	15	16	43	54	48	1-1	1421	0-2	951
17	Northwich Vics	42	11	13	18	49	67	46	1-1	1643	2-0	1074
18	Hayes	42	12	10	20	44	71	46	2-0	1252	0-1	615
19	Morecambe	42	11	12	19	64	66	45	1-2	2117	3-1	1937
20	Kettering	42	11	10	21	46	62	43	2-3	1258	1-1	1145
21	Kingstonian	42	8	10	24	47	73	34	2-2	1153	1-3	904
22	Hednesford	42	5	13	24	46	86	28	2-0	1006	1-0	965

2000/01	Lge App	Lge Sub	Lge Gls	Cup App	Cup Sub	Cup Gls	Total App	Total Sub	Total Goals
Ian Arnold	33	3	13	9	2	2	42	5	15
Phil Bolland	33	1		11		1	44	1	1
Mark Bradshaw	2			1			3	0	0
Jorden Burke	0	2			2		0	4	0
Martin Clark	34	2	2	13	2		47	4	2
Steve Dickinson	42			13			55	0	0
Lee Elam	14	14	1	8	5	2	22	19	3
Lee Furlong	13	11	1	2	3		15	14	1
Andy Gouck	26		1	13		1	39	0	2
Neil Grayston	39	2	1	12	2		51	4	1
Scott Guyett	36		2	13		1	49	0	3
Matthew Jones	2		1				2	0	1
Chris Lane	18		2	9		1	27	0	3
David Linighan	15	4	2	5		1	20	4	3
Noureddine Maamria	15	10	3	10	3	10	25	13	13
Carl Macauley	12	1		3			15	1	0
Scott McAuley	1						1	0	0
Mike Marsh	35		7	12		5	47	0	12
Ben Obong	2	3	2				2	3	2
Mick O'Brien	2	1		3	1	2	5	2	2
Simon Parke	29	5	13	12	1	2	41	6	15
Robert Pell	0	3		1			1	3	0
Mark Stuart	19	4	2	6	1	1	25	5	3
Shaun Teale	26	8		11			37	8	0
Jeff Underwood	1						1	0	0
Stuart Whittaker	13	15	5	6	3	3	19	18	8
Phil Morgan				3	1		3	1	0
Ged Courtney					1		0	1	0
Tony Lally					1		0	1	0
James Connolly					1		0	1	0
own goals						2	0	0	2
TOTALS	462	89	58	176	29	34	638	118	92



Manager Mark Wright

2001/2002

Summer of 2001 saw another upheaval at Haig Avenue. In a not unexpected move, Mark Wright departed to take over as manager of Third Division Oxford United. Disappointingly, the club had allowed the contracts of several key players to expire and further departures ensued, with Scott Guyett and Phil Bolland following Wright to Oxford, whilst Mike Marsh, Ian Arnold, Andy Gouck, and Dino Maamria were amongst those also moving on.

Phil Wilson was the new manager with Peter Ward his assistant. With them came a posse of new players including Barry Jones, Steve Jones, John Robertson, Gary Bauress, Brian McGorry, Tony Sullivan and Kevin Leadbetter.

We opened with an away day draw at Dagenham and Redbridge followed by two contrasting home games. Chester City were beaten in a 5 goal thriller but then Shaun Teale, who had scored in both of the opening fixtures, was sent off in the 10th minute of Farnborough's visit and we slumped to a 5-2 defeat, our heaviest of the season. Form improved as the team bedded in, but the particularly enjoyable 5-1 home win against Northwich Victoria was tempered a few hours later by sad news of the passing of Club President and long-time benefactor Mr Jack Carr.

We drew local rivals Marine in the 4th Qualifying Round of the FA Cup and edged through 2-1 at the second attempt, both Jones boys netting in the replay. Unluckily, the first round draw took us back to fellow conference outfit (and eventual runners-up) Dagenham. We lost by the only goal of the game.

Mid season signings Dean Howell, Phil Eastwood and returning favourite Steve Whitehall bolstered the squad and a six game unbeaten league run, culminating in the 5-0 home win against Leigh on 5 January temporarily raised hopes and lifted us to 4th place in the table

Then followed further disappointment in the FA Trophy, where we bowed out to lowly Gresley Rovers in a 3rd round replay after being held 1-1 at Haig Avenue. And as form (and attendances)

dipped in 2002 we slipped alarmingly down the table to the extent that we were 18th (out of 22) but safe with one game to play.

But in that final game we ended the season in style, with a fine 5-1 home win against Forest Green. Steve Jones netted a memorable hat trick, the first by a Southport player in a league game for five years.

Goalkeeper Steve Dickinson was a popular choice as player of the year; Simon Parke was leading goalscorer with 16 in the league.



	2001/02	P	W	D	L	F	A	PTS	H	Att	A	Att
1	Boston	42	25	9	8	84	42	84	2-3	1295	0-0	1694
2	Dagenham & Red	42	24	12	6	70	47	84	2-2	951	1-1	1287
3	Yeovil	42	19	13	10	66	53	70	3-0	944	0-0	1941
4	Doncaster Rovers	42	18	13	11	68	46	67	1-0	1512	0-1	2151
5	Barnet	42	19	10	13	64	48	67	0-1	946	0-0	1450
6	Morecambe	42	17	11	14	63	67	62	1-1	1732	2-2	1006
7	Farnborough	42	18	7	17	66	54	61	2-5	1159	1-0	691
8	Margate	42	14	16	12	59	53	58	1-2	1012	0-2	794
9	Telford United	42	14	15	13	63	58	57	0-0	819	1-1	977
10	Nuneaton Boro	42	16	9	17	57	57	57	1-1	879	0-3	1247
11	Stevenage Boro	42	15	10	17	57	60	55	0-0	1003	1-2	1504
12	Scarborough	42	14	14	14	55	63	55	1-0	701	0-2	1254
13	Northwich Vics	42	16	7	19	57	70	55	5-1	1028	1-3	909
14	Chester City	42	15	9	18	54	51	54	3-2	1554	2-0	1473
15	Southport	42	13	14	15	53	49	53	**	****	**	****
16	Leigh RMI	42	15	8	19	56	58	53	5-0	1091	2-1	609

17	Hereford	42	14	10	18	50	53	52	1-0	970	0-0	2010
18	Forest Green	42	12	15	15	54	76	51	5-1	737	1-2	921
19	Woking	42	13	9	20	59	70	48	2-0	985	0-2	1478
20	Hayes	42	13	5	24	53	80	44	2-3	683	0-1	528
21	Stalybridge	42	11	10	21	40	69	43	3-1	1144	0-0	806
22	Dover Ath	42	11	6	25	41	65	39	0-2	863	1-0	861

2001/02	Lge App	Lge Sub	Lge Gls		Cup App	Cup Sub	Cup Gls	Total App	Total Sub	Total Goals
Gary Bauress	9	3			5			14	3	0
Martin Clark	41				8			49	0	0
Steve Dickinson	42				10			52	0	0
Phil Eastwood	5	8	2		3	1		8	9	2
Lee Elam	37	2	4		10	2	1	47	4	5
Neil Grayston	36		1		7	4		43	4	1
Dean Howell	20	1	1		6			26	1	1
Barry Jones	36		3		10		1	46	0	4
Steve Jones	36	2	8		9	1	2	45	3	10
Chris Lane	35	1	4		8	1	1	43	2	5
Kevin Leadbetter	0	5	1		1			1	5	1
Carl Macauley	23	5			8	1		31	6	0
Brian McGorry	7	5			2			9	5	0
Phil Morgan	0	1			1			1	1	0
Lee Mulvaney	0	3				1		0	4	0
Ben Obong	2	1						2	1	0
Val Owen	3							3	0	0
Simon Parke	40	1	16		10	1	2	50	2	18
John Robertson	21	2			5			26	2	0
Andy Scott	3	3						3	3	0
Tony Sullivan	9	12	2		1	2	2	10	14	4
Shaun Teale	35	1	5		8			43	1	5
Chris Ward	3				1			4	0	0
Stuart Whittaker	0	9			2	2		2	11	0
Steve Whitehall	16	2	6		4			20	2	6
Gary Williams	3	1			1			4	1	0
James Connolly					2			2	0	0
own goals								0	0	0
TOTALS	462	68	53		122	16	9	584	84	62



Manager Phil Wilson & Player Of The Season, Steve Dickinson

2002/2003

An eventful season!

There was a significant turnover of players during the summer of 2002, as manager Phil Wilson sought to invigorate a squad of players that had lost their way somewhat during the latter stages of the previous season. Out went Lee Elam, Neil Grayston, Simon Parke, Shaun Teale and Stuart Whittaker. An impressive looking array of new faces included defender Mark Winstanley, midfielders Neil Gibson and Steve Pickford, strikers Marc Lloyd-Williams and Peter Thomson and, signing an unprecedented three year contract, new skipper Steve Soley. Soley promptly picked up a pre-season injury and missed the first eight games. For the first time, play-offs were introduced into the conference meaning that we had plenty to aim for. Wilson and chairman Mr Clapham both attested their belief that we would be amongst the challengers. Phil's assertion that we 'would have plenty to shout about in May' was eerily prophetic.

We started the season brightly, and no defeats in the opening six games had us in second place early September. But a 6-0 hammering at Yeovil brought us down to earth and cost regular goalkeeper Steve Dickinson his place in the starting 11 to summer signing Kevin Welsby, who'd deputised in the opening two games as Dicko sat out a suspension. We were back on track with a fine 5-1 home win featuring a hat trick by substitute Steve Whitehall, against Woking, followed two weeks later by a thoroughly professional display in the FA Cup 4th Qualifying Round, to see off Bridlington Town 4-1. For once the draw was kind to us and we were rewarded with a first round home game against Notts County. And what a day that was. Covered by the BBC for 'Match Of The Day' we retrieved a two goal deficit to record perhaps our most memorable home victory as a non-league club by four goals to two. Each goal was superb, with Pickford's second being amongst the finest ever witnessed at Haig Avenue. Two home league games followed and after unluckily losing by the only goal to runaway

leaders Yeovil, we entertained our old friends from Chester, managed by our old friend Mark Wright. Chester kicked us off the park that day and none suffered more than the influential Pickford who was crudely taken out and suffered a bad injury that he struggled with for the remainder of the season. We lost 3-1 and it really was a turning point.

The following week brought the FA Cup 2nd round and another home tie, this time against fellow conference side Farnborough, who were below us in the table. But with the realistic prospect of progress into the 3rd round, the side, minus Pickford gave a truly inept performance and slipped out with a 3-0 defeat. They also beat us in the league a week later to accelerate our descent down the table. Wilson attempted to bolster his squad by bringing in experienced defenders Neil Moore and Ian Nolan and midfielder Paul Edwards but their impact was minimal. Christmas and New Year defeats to Morecambe darkened the mood around Haig Avenue but we negotiated a tricky FA Trophy tie at Leek after weather-induced postponements had given chance for injuries to heal and batteries re-charge. There then came another season-defining game as Wilson unveiled a new strike partnership of Paul Wheatcroft and the returning Robert Pell for the visit of Forest Green Rovers. Pell was on fire, netting in the first minute and again before the break as we eased into a comfortable lead. It should have been game over when a penalty was awarded for handball. But rather than trust Pell with the task, Soley and Chris Lane then had an amazing squabble which ended with the skipper pulling rank. He smashed the spot kick into the Jack Carr stand. FGR pulled a goal back and then, almost inevitably, equalised two minutes into stoppage time. The time was contributed to by the delay over the penalty...

It was (almost) all downhill from here. A tame 1-0 defeat at bottom club Kettering saw Wilson depart 'by mutual consent', although we were still in 9th place, 11 points off the play-offs. He was rapidly replaced by Mike Walsh, a former Irish international and Bury manager, but with little experience, knowledge or contacts in non-league football.

His first game in charge was a daunting FA Trophy trip to Dagenham and the players battled to a goalless draw before progressing, on penalties, in a thrilling Haig Avenue replay. His one noteworthy signing, Lee Ashcroft, arrived just in time for a chastening 4-0 home defeat by Doncaster Rovers. This occurred days after the FA Trophy dreams had ended with a 3-1 home replay loss to lowly Gloucester City. Our first league win in 14 games arrived in spectacular style on a mud bath in Halifax. Making his full conference debut, Lee Mulvaney netted a sensational hat-trick to give us a 3-0 lead only for the hosts to draw level with minutes remaining. Then Pell, on as substitute for Mulvaney, scored an unlikely but thoroughly deserved winner in stoppage time.

Loanees came and went, defender Earl Davis being the only one to impress but the squad was ravaged by injuries and suspensions. Four defeats followed the Halifax epic before an overdue home win against Barnet, 2-1 with Mulvaney and Ashcroft on target, eased fears of a slide into the relegation zone. A week later Walsh was somewhat bizarrely handed a three year full time contract. But another run of poor results, including a cruel Easter Monday home defeat by Hereford meant we visited Stevenage on the final day of the season needing a win to guarantee our survival in the Nationwide Conference. A huge travelling army of Sandgrounders did their utmost to inspire the players. But we surrendered meekly, outfought and outplayed by a mid-table side with nothing to play for, we lost 3-0 and after ten memorable seasons were cast back into the non-league wilderness.



Pickford was an obvious choice as player of the season, Peter Thomson top-scored with 12 league goals.



	2002/03	P	W	D	L	F	A	PTS	H	Att	A	Att
1	Yeovil	42	28	11	3	100	37	95	0-1	1602	0-6	4727
2	Morecambe	42	23	9	10	86	42	78	2-3	1375	0-3	1954
3	Doncaster Rovers	42	22	12	8	73	47	78	0-4	1265	0-0	3975
4	Chester City	42	21	12	9	59	31	75	1-3	2447	0-2	2292
5	Dagenham & Red	42	21	9	12	71	59	72	2-3	1002	3-0	1341
6	Hereford	42	19	7	16	64	51	64	1-2	1103	2-0	1646
7	Scarborough	42	18	10	14	63	54	64	1-1	1049	2-2	1346
8	Halifax	42	18	10	14	50	51	64	2-0	1008	4-3	1544
9	Forest Green	42	17	8	17	61	62	59	2-2	880	2-0	602
10	Margate	42	15	11	16	60	66	56	0-2	768	0-1	565
11	Barnet	42	13	14	15	65	68	53	2-1	906	1-3	769
12	Stevenage Boro	42	14	10	18	61	55	52	3-2	966	0-3	2382
13	Farnborough	42	13	12	17	57	56	51	0-0	1080	1-2	591
14	Northwich Vics	42	13	12	17	66	72	51	1-1	984	1-2	700

15	Telford United	42	14	7	21	54	69	49	1-1	853	0-2	912
16	Burton Albion	42	13	10	19	52	77	49	2-2	1331	0-1	1402
17	Gravesend & N	42	12	12	18	62	73	48	1-1	1003	3-1	1054
18	Leigh RMI	42	14	6	22	44	71	48	4-2	1097	1-1	565
19	Woking	42	11	14	17	52	81	47	5-1	1023	1-1	1815
20	Nuneaton Boro	42	13	7	22	51	78	46	1-0	1311	2-3	774
21	Southport	42	11	12	19	54	69	45	**	**	**	**
22	Kettering	42	8	7	27	37	73	31	0-0	1327	0-1	1200

2002/03	Lge App	Lge Sub	Lge Gls		Cup App	Cup Sub	Cup Gls	Total App	Total Sub	Total Goals
Gary Bauress	1	4	1					1	4	1
Martin Clark	32	3			7	1		39	4	0
James Connolly	1	3	1		1			2	3	1
Steve Dickinson	31				9			40	0	0
Paul Edwards	4	1	1		1			5	1	1
Neil Gibson	24	4	1		9	3	1	33	7	2
Dean Howell	34	6	3		10	1	1	44	7	4
Barry Jones	40				12			52	0	0
Steve Jones	33	5	2		7	2	2	40	7	4
Chris Lane	36		1		9	2	1	45	2	2
Marc Lloyd-Williams	15	3	3		1		1	16	3	4
Neil Moore	16	1			7	1		23	2	0
Lee Mulvaney	8	4	4		1	1	2	9	5	6
Ian Nolan	8	1	1		5			13	1	1
Steve Pickford	30	1	4		10		3	40	1	7
Andy Scott	16	12			5		2	21	12	2
Steve Soley	18	2	7		9	1		27	3	7
Tom Spearitt	0	1						0	1	0
Tony Sullivan	2	11	1		1	3		3	14	1
Peter Thomson	25	5	12		6	5	4	31	10	16
Kevin Welsby	11				4			15	0	0
Steve Whitehall	5	13	4		3	4	5	8	17	9
Mark Winstanley	23		1		6		1	29	0	2
Paul Wheatcroft	6	3	1		6	1		12	4	1
Robert Pell	7	4	3		5	1		12	5	3
Liam McGuire	12	1			3	1		15	2	0
Lee Ashcroft	11		2		1			12	0	2
Earl Davis	8							8	0	0
Kieran Charnock	2	1						2	1	0
Barry Hogan	0	1				1		0	2	0
Gary Hornby	2				1			3	0	0
Tom Lamb	1	1						1	1	0
Karl O'Donnell	0	1						0	1	0
Neil Prince	0	1						0	1	0
Adam Carden	0	1						0	1	0
Chris Bennett						1		0	1	0

Andy Spence					1			1	0	0
Dan Thompson					1			1	0	0
Ian Johnson					1		1	1	0	1
Aaron Rey					1		1	1	0	1
own goals			1					0	0	1
TOTALS	462	94	54		143	29	25	605	123	79

2003/2004

It was to be The (Unibond) Northern Premier League for the 2003/04 season. The board retained



faith with manager Mike Walsh and, in a move designed to augment his familiarity with non-league circles, brought in Lancaster City manager Tony Hesketh as assistant. Phil Wilson was Hesketh's replacement at Lancaster. New signings included Danny Stone, Paul Haddow, Paul Byrne, Mark Byrne, Neil Whitworth, Peter Wright and Jimmy Williams. Departing were Martin Clark, Neil Gibson, Dean Howell, Steve Jones, Neil Moore and Steve Whitehall. There was also a new reserve team manager in Paul Moore, who in turn was replaced part way through the season by Tony Rodwell.

The stated intention at the start of the season was an immediate return to the conference. But there was the added incentive of a place in the new Conference North to be achieved by finishing in the top half of the table. And we started brightly enough, with wins and clean sheets in our opening four league games. These included a carnival-like away day at Burscough (managed by Mike Marsh) on Bank Holiday Monday with one of the largest Southport followings in recent seasons boosting the gate to 1249 who witnessed a comprehensive 3-0 win. And the first home game, almost inevitably, was against Lancaster, again won 3-0 with a healthy 1213 in attendance. Then came a controversial defeat at Stalybridge, a thumping at Hucknall and an embarrassing 3-0 home loss to Runcorn within the space of eight days to bring us firmly back down to earth. Several of the Runcorn representatives would make further appearances at Haig Avenue during the course of the season.

A decent 4-1 home win against Droylsden brought respite but successive away defeats at Worksop and Ashton United meant we had slumped to 10th place by the time of our FA Cup visit to Vauxhall Motors on 27 September. And it was here, in the wake of a limp 3-1 defeat, that the long-suffering supporters turned their wrath on Walsh. We parted company shortly afterwards with Hesketh taking

up the reins, assisted by Lee Ashcroft, on a temporary basis. Their short reign brought one win, one draw and one defeat - at Lancaster City.



Into the fray stepped little known Runcorn manager Liam Watson, who had masterminded his team's emphatic Haig Avenue success just weeks earlier.

His first act was to restore Peter Thomson to the starting line-up and the striker responded with both goals in a hard earned 2-1 home win against Radcliffe Borough – Watson's first game in charge. In goal for Radcliffe that day was Danny Hurst. Despite this, and a goal return of eight from Liam's first nine games, Tommo was an early casualty of the major squad overhaul that now took place, moving back to Lancaster. Also on their way were Soley, Wright, Haddow and Whitworth as a large influx of players arrived in November and December. New skipper was 'Liam's mate' Chris Price from Runcorn; other quality arrivals included Carl Baker, Neil Fitzhenry (player of the season), and strikers Steve Daly and Neil Robinson. Kevin Leadbetter also made a welcome return to Haig Avenue and was soon amongst the goals, netting a hat-trick in our 5-0 away win at Whitby.

But the transition brought inevitable setbacks. We disappointingly exited the FA Trophy in round 1 at Altrincham and interest in the Unibond League Cup ended with a home defeat to Guiseley, a game featuring the second debut of defender Earl Davis, now signed permanently.

A turning point was reached at Christmas as Price's equaliser snatched a draw at Marine and then two Steve Pickford goals eased us past Burscough on New Years Day. And as the goals flowed from leading scorer Robinson – 14 in 16 games between January and April including a hat-trick at Blyth Spartans - we rapidly climbed the table to finish in 6th place and comfortably qualify for the next season's Conference North.



	2003/04	P	W	D	L	F	A	PTS	H	Att	A	Att
1	Hucknall	44	29	8	7	83	38	95	1-1	775	0-4	701
2	Droylsden	44	26	8	10	96	64	86	4-1	759	2-3	423
3	Barrow	44	22	14	8	82	52	80	1-1	859	1-1	805
4	Alfreton	44	23	9	12	73	43	78	1-0	749	2-0	397
5	Harrogate	44	24	5	15	79	63	77	3-2	838	1-3	601
6	Southport	44	20	10	14	71	52	70	**	**	**	**
7	Worksop	44	19	13	12	69	50	70	2-3	801	0-1	601
8	Lancaster	44	20	9	15	62	49	69	3-0	1213	0-1	706
9	Vauxhall	44	19	10	15	78	75	67	1-1	822	2-3	385
10	Gainsborough	44	17	13	14	70	52	64	2-0	601	2-1	499
11	Stalybridge	44	18	10	16	72	66	64	2-3	923	1-2	801
12	Altrincham	44	16	15	13	66	51	63	2-2	702	0-1	679
13	Runcorn FC Halton	44	16	13	15	67	63	61	0-3	803	1-1	733
14	Ashton United	44	17	8	19	59	79	59	0-0	702	1-2	382
15	Whitby	44	14	11	19	55	70	53	3-0	1032	5-0	282
16	Marine	44	13	12	19	62	74	51	0-0	860	1-1	953
17	Bradford PA	44	12	14	18	48	62	50	0-1	748	1-0	393
18	Spennymoor Utd	44	14	6	24	55	93	48	2-3	713	2-0	217
19	Burscough	44	10	15	19	47	67	45	2-1	1122	3-0	1249
20	Radcliffe Boro	44	12	6	26	74	99	42	2-1	743	3-1	407
21	Blyth Spartans	44	10	10	24	54	74	40	1-0	713	4-1	441
22	Frickley Ath	44	11	7	26	51	83	40	3-1	649	2-1	215
23	Wakefield & Emley	44	8	6	30	45	99	30	1-1	653	1-0	416

2003/04	Lge App	Lge Sub	Lge Gls		Cup App	Cup Sub	Cup Gls	Total App	Total Sub	Total Goals
Steve Dickinson	44				8			52	0	0
Danny Stone	19	1			1			20	1	0
Paul Byrne	25	6			3	2		28	8	0
Neil Whitworth	22				4			26	0	0
Barry Jones	36	2	1		7	1		43	3	1
Steve Pickford	40		4		8			48	0	4
Mark Byrne	8	5			1	1		9	6	0
Steve Soley	9		2		2			11	0	2
Peter Wright	18	1	2		1			19	1	2
Lee Mulvaney	19	18	5		3	1		22	19	5
Lee Ashcroft	23	2	10		4	1	3	27	3	13
Peter Thomson	8	14	8		3	2	2	11	16	10
Paul Haddow	10	3						10	3	0
Liam McGuire	2	7				1	1	2	8	1
Lee Clitheroe	8	4						8	4	0
Andy Whittaker	0	9	1					0	9	1
Mark Beesley	5		1		1		0	6	0	1
Jimmy Williams	19				5			24	0	0
Graeme Atkinson	6	1			1	1		7	2	0
Tony Hallam	12		2		4		1	16	0	3
Tony Evans	0	4				1		0	5	0
Steve Daly	19	5	5		7		5	26	5	10
Chris Price	25		2		7		2	32	0	4
Neil Fitzhenry	21	1			5			26	1	0
Alex Mortimer	18	3			4			22	3	0
Carl Baker	23		5		4		3	27	0	8
Earl Davis	10	1			1			11	1	0
Neil Robinson	14	1	14		2		1	16	1	15
Kevin Leadbetter	16		8		2			18	0	8
Daryl Allen	5	7				2		5	9	0
Darren Brookfield	0	2				1		0	3	0
Adam Roscoe	0	1						0	1	0
Dan Walker						1		0	1	0
own goals			1					0	0	1
TOTALS	484	98	71		88	15	18	572	113	89

2004/2005

The new season saw us in a new league, as we took our place in the Nationwide North.

Liam Watson had done his transfer business early in the close season, bringing in Jerome Fitzgerald, Farrell Kilbane, Kevin Lynch, the returning Dominic Morley and securing the prized signature of marksman Terry Fearn from Vauxhall Motors.

And it was Vauxhall's who provided the opening day opposition, Fearn popping up on cue to net the winner in a 2-1 success against his former team mates. Steady and consistent performances took us to the top of the league after a 3-1 home win against Runcorn, but then three successive defeats slipped us back into 6th place.

A mini FA Cup run eased us past Ramsbottom, Stratford and Hyde United to set up a First Round tie against Hereford United, members of the Conference National. And the visitors to Haig Avenue won an entertaining game 3-1. Some solace was found in the healthy 2045 attendance.

We went into Christmas in 4th place but two fine wins against Stalybridge, the latter a memorable 5-3 success in monsoon-like conditions at Bower Fold elevated us back into top spot on January 1st.

FA Trophy action brought wins against Gateshead (in a replay) and Kings Lynn, but the Villa Park dream ended in a 1-0 3rd round replay defeat at Hucknall Town. So by mid January we were free to 'concentrate on the league'.

We were second on January 22 when we travelled to (new) league leaders Kettering Town. And we absolutely blew them away with a quite stunning display to silence the home fans and win 5-0. Steve Pickford netted twice with Lynch, Steve Daly and Kevin Leadbetter completing the emphatic rout. A week later a rare goal from Morley and one from Carl Baker took us back to the top with a hard fought 2-1 win against Gainsborough Trinity. We stayed there until April 9 when an uncharacteristic relaxation saw us surrender a 2 goal cushion at Redditch to lose 3-2. But that was rectified three days later in Hucknall as we registered a thrilling 4-2 win (after surrendering another 2-0 lead), capped by a trademark Baker free kick and a(nother) Fearn wonder-goal.

A solid 3-2 home win against Hinckley set the stage for our final home game. We were still top but only 2 points above Droylsden who had a game in hand. Hucknall's FA Trophy exploits (they lost on penalties to Grays in the May 22 final) meant that they were playing catch up in their league games. But this was no easy passage. They put up a really gutsy performance until a brilliant Fearn header sealed the points and broke the Southport goalscoring record for a player in a single season. The icing on the cake was Droylsden's 3-1 defeat at Worcester, meaning the title destination was back in our own hands.

A routine 4-0 win for Droylsden in their midweek game (at Hucknall) took us to the final day of the season and a visit to Harrogate Town. A convergence of Southport fans swelled the gate to 1913. Harrogate were in with a shout of the play offs themselves so there was a lot at stake. But the white-shirted Sandgrounders were in no mood to let this one slip and another superb away day performance saw us crush our hosts. Daly netted a superb hat trick, leading scorer and player of the



season Fearn's grabbed his record breaking 33rd league goal and Sam McNutt grabbed his only 'port goal in the 5-2 demolition job.

Southport were champions and back (where we belong) in the Conference National!



	2004/05	P	W	D	L	F	A	PTS	H	Att	A	Att
1	Southport	42	25	9	8	83	45	84	**	**	**	**
2	Nuneaton	42	25	6	11	68	45	81	3-0	803	1-0	944
3	Droylsden	42	24	7	11	82	52	79	3-0	1008	3-1	347
4	Kettering	42	21	7	14	56	50	70	1-3	835	5-0	1403
5	Altrincham	42	19	12	11	66	46	69	2-1	967	1-2	791
6	Harrogate Town	42	19	11	12	62	49	68	2-3	1418	5-2	1913
7	Worcester	42	16	12	14	59	53	60	2-2	863	3-1	940
8	Stafford Rangers	42	14	17	11	52	44	59	0-0	1343	1-1	680
9	Redditch*	42	18	8	16	65	59	59	1-1	753	2-3	560
10	Hucknall	42	15	14	13	59	57	59	1-0	1407	4-2	409
11	Gainsborough	42	16	9	17	55	55	57	2-1	967	0-1	346
12	Hinckley Utd	42	15	11	16	55	62	56	3-2	1186	0-0	351
13	Lancaster City	42	14	12	16	51	59	54	0-0	1045	1-1	412
14	Alfreton Town	42	15	8	19	53	55	53	3-1	704	1-2	479
15	Vauxhall Motors	42	14	11	17	48	57	53	2-1	944	3-0	556
16	Barrow	42	14	10	18	50	64	52	0-0	1345	2-0	1286
17	Worksop**	42	16	12	14	59	59	50	1-1	787	2-1	543
18	Moor Green	42	13	10	19	55	64	49	2-1	1315	3-2	371
19	Stalybridge	42	12	12	18	52	70	48	2-0	1101	5-3	679
20	Runcorn	42	10	12	20	44	63	42	3-0	750	2-0	397
21	Ashton Utd	42	8	9	25	46	79	33	1-2	802	3-0	618
22	Bradford P A	42	5	9	28	37	70	24	1-0	738	1-3	452

2004/05	Lge App	Lge Sub	Lge Gls		Cup App	Cup Sub	Cup Gls	Total App	Total Sub	Total Goals
Steve Dickinson	42				11			53	0	0
Jimmy Williams	25	6			9	3		34	9	0
Jerome Fitzgerald	28				8	3	1	36	3	1
Farrell Kilbane	41				11		2	52	0	2
Neil Fitzhenry	26	4			4			30	4	0
Dominic Morley	35	2	1		11			46	2	1
Steve Pickford	40		2		9	1	2	49	1	4
Chris Price	22	9	3		8	2		30	11	3
Terry Fearn	42		33		10		8	52	0	41
Neil Robinson	25	13	8		9	3	3	34	16	11
Kevin Leadbetter	25	3	11		7	3	3	32	6	14
Earl Davis	19	6			10			29	6	0
Lee Mulvaney	2	14	1		4	5	2	6	19	3
Kevin Lynch	30	8	3		10	1		40	9	3
Carl Baker	26	6	8		6	5		32	11	8
Steve Daly	21	17	10		8	2	6	29	19	16
Alex Mortimer	6	3			6	1		12	4	0
Darren Brookfield	0	2			1	3		1	5	0
Martyn Lancaster	0	2			3		1	3	2	1
Mike Powell	1	2			2		1	3	2	1
Mark Peers	0	8						0	8	0
Sam McNutt	6		1					6	0	1
Ian Lowe					3			3	0	0
Ian Kearney					1			1	0	0
Dan O'Brien						2	1	0	2	1
Tom Hardwick					2			2	0	0
Tony Evans					1	1	1	1	1	1
Michael Howey						1		0	1	0
own goals			2					0	0	2
TOTALS	462	105	83		154	36	31	616	141	114

2005/2006

So after an absence of two seasons, we returned to the Nationwide Conference for 2005/06. Manager Liam Watson showed great faith in his championship winning squad with most of the players being retained and given the opportunity to perform at the higher level. A notable departure was skipper Chris Price. Close season signings included Dominic Krief from Harrogate, Robbie Booth from Chester, Matty McGinn from Runcorn and the returning Chris Lane from Leigh.

A difficult opening day fixture at Dagenham brought a 3-1 defeat, and our first home game resulted in a 4-1 thumping by York City. We got off the mark in the next match, a 3-2 home success against Stevenage Borough. But we struggled for consistency and goals, striker Terry Fearn seemed out of sorts and was soon despatched to Droylsden. After a 3-1 Friday night home win against Forest Green on 7 October, we didn't pick up another point in 2005, leaving us adrift at the bottom of the table at the turn of the year after seven consecutive defeats.

4-0 and 5-0 reversals at Accrington and Exeter were particular low points but Watson then pulled off a masterstroke in signing defenders Gary Brabin and Mark Roberts, Price returned to the fold and gradually results improves. Wins against Accrington, Woking and Gravesend gave hope and a trip to Hereford, accompanied by the travelling 'Hereford Hundred' fans lifted us into 18th place. Safety was assured on a memorable Tuesday night at Grays, Sid Pickford netting our all-important goal in the 1-1 draw which brought the priceless point. We finished 18th, with a healthy crowd of 1709 attending our last day home defeat to Aldershot. In his programme notes for this game, Watson gave a "massive thank you to all our supporters for the tremendous backing throughout this season". He concluded "...see you here again next season". It had earlier been announced that we would be going full time the following season.

We reached the first round of the FA Cup losing in a replay at Woking and suffered a similar fate in the Trophy, this time at home to Halifax after a goalless draw at the Shay.

Steve Daly acquitted himself well to the higher level and netted 12 league goals (out of a miserly total of just 36) to be a clear leading scorer. Steve Dickinson was player of the season.



	2005/06	P	W	D	L	F	A	PTS	H	Att	A	Att
1	Accrington	42	28	7	7	76	45	91	2-0	1414	0-4	1630
2	Hereford	42	22	14	6	59	33	80	1-1	2547	1-2	1057
3	Grays Ath	42	21	13	8	94	55	76	1-4	1148	1-1	918
4	Halifax	42	21	12	9	55	40	75	0-2	1402	1-2	1791
5	Morecambe	42	22	8	12	68	41	74	0-3	1807	0-0	2788
6	Stevenage	42	19	12	11	62	47	69	3-2	1007	1-0	2231
7	Exeter	42	18	9	15	65	48	63	0-3	1423	0-5	3485
8	York City	42	17	12	13	63	48	63	1-4	1646	0-0	2176
9	Burton Albion	42	16	12	14	50	52	60	3-2	1253	0-0	1488
10	Dag & Red	42	16	10	16	63	59	58	1-2	1002	1-3	1265
11	Woking	42	14	14	14	58	47	56	1-0	1054	0-1	1477
12	Cambridge	42	15	10	17	51	57	55	2-2	1204	1-2	2310
13	Aldershot	42	16	6	20	61	74	54	0-1	1709	0-2	2066
14	Canvey Island	13	12	17	17	47	58	51	2-0	901	1-2	727
15	Kidderminster	42	13	11	18	39	55	50	1-4	1076	1-1	1753
16	Gravesend	42	13	10	19	45	57	49	1-0	1301	1-2	813
17	Crawley Town	42	12	11	19	48	55	47	0-2	1308	0-2	2055
18	Southport	42	10	10	22	36	68	40	**	**	**	**
19	Forest Green	42	8	14	20	49	62	38	3-1	1087	2-1	846
20	Tamworth	42	8	14	20	32	63	38	1-1	1012	0-0	1442
21	Scarborough	42	9	10	26	30	66	37	0-2	1035	1-0	1280
22	Altrincham	42	10	11	21	40	71	23	1-1	1278	0-1	1225

2005/06	Lge App	Lge Sub	Lge Gls	Cup App	Cup Sub	Cup Gls	Total App	Total Sub	Total Goals
Steve Dickinson	40	0		7			47	0	0
Chris Lane	37	0		7	1	2	44	1	2
Jerome Fitzgerald	31	5		6	2		37	7	0
Farrell Kilbane	12	2		1			13	2	0
Earl Davis	32	2		8	1		40	3	0
Steve Pickford	34	0	2	6	2		40	2	2
Dominic Morley	31	1		7	2		38	3	0
Dominic Krief	11	0		3			14	0	0
Neil Robinson	26	6	7	5	5	1	31	11	8
Terry Fearn	5	4					5	4	0
Steve Daly	34	2	12	7	1	4	41	3	16
Carl Baker	33	3	7	7			40	3	7
Robbie Booth	5	18		3	3		8	21	0
Kevin Lynch	6	9		4	1		10	10	0
Matty McGinn	13	14		6	3		19	17	0
Kevin Leadbetter	20	7	3	9		2	29	7	5
Neil Fitzhenry	14	2		6			20	2	0
Jamie Speare	2	0		4			6	0	0
Michael Powell	13	10		7	1	1	20	11	1
Tom Field	0	2					0	2	0
Tony Evans	0	1					0	1	0
Nick Rogan	3	8	1	6		3	9	8	4
Dave Brooks	0	1			3	1	0	4	1
Chris Brass	5	0		2			7	0	0
Mark Roberts	18	0		5			23	0	0
Adriano Rigoglioso	1	0					1	0	0
Matt Bailey	1	1					1	1	0
Michael Stringfellow	0	1		1			1	1	0
Liam Blakeman	15	1	3	1		1	16	1	4
Gary Brabin	12	2		1			13	2	0
Jimmy Aggrey	3	0					3	0	0
Chris Price	3	3					3	3	0
Mark Jackson	2	6					2	6	0
Sean Foster				1			1	0	0
Lee Grant				1			1	0	0
own goals			1				0	0	1
TOTALS	462	111	36	121	25	15	583	136	51

2006/07

It was all change at Haig Avenue during the summer of 2006. No sooner had manager Liam Watson outlined his plans for the transition to full time football (which included the elevation of Gary Brabin to full-time player coach) than he (Watson) was gone.

Belatedly, Paul Cook was appointed manager but he was unable to accommodate a full time regime with the majority of last season's part time players so many of the squad also disappeared, including stalwarts Steve Dickinson, Steve Pickford, Steve Daly, Earl Davis and Neil Robinson. Brabin also departed under somewhat dubious circumstances.

So the team which took to the field for our opening league fixture against Woking had six debutants including Kevin Lee, Mark Boyd and the returning Dino Maamria. And we should have won that match, Boyd's missed penalty proving costly in the goalless draw. Our first away game, at Halifax, saw us leading through a Liam Blakeman goal, but then 'keeper Ryan Robinson was sent off and the Shaymen equalised with the last kick of the game. Successive defeats to Stafford Rangers and Rushden & Diamonds had us sliding down the table but then a Boyd wonder goal secured our first win, at Burton Albion on August Bank Holiday Monday.

Results were unsurprisingly inconsistent and an early low point came in the visit to Grays, scene of our conference survival just a few months earlier. We were thumped 4-0. We bounced back with a fine 3-1 home win against Crawley Town,

But then a winless run of nine league games (during which time we also exited the FA Cup with a home defeat to Nationwide North team Kettering) had us bottom of the league by the end of October. There followed a couple of wins, the 2-1 success at Forest Green being particularly impressive, but three defeats over Christmas brought an end to Cook's brief tenure.

Maamria and physio Steve Whitehall had temporary charge and oversaw an excellent 3-1 home win against Grays and a hugely disappointing FA Trophy 2nd round defeat at Nationwide South Salisbury City, who scored the winner in the 94th minute. The new manager was former player Peter Davenport and his first game was a 2-1 away loss at Crawley, the decisive goal again being conceded in stoppage time.

A mini-revival in February (two wins and two draws in four games) lifted us to 21st place but then one point from the next five games plunged us back to the bottom and seemingly doomed by mid-March. Yet again fortunes improved in this topsy-turvy season as a six game unbeaten run, including four straight wins, raised hopes of an unlikely escape that would match the one of 12 months earlier.

The fairy tale however had an unhappy ending. Big-crowd syndrome took its toll as 3206 turned up for the final home game, against York City. We lost 1-0 and were all but relegated, a fate confirmed in midweek without us even playing.

Our final game took us to Exeter City. A marvellous Paul Tait goal silenced the home crowd (the attendance of 6670 (our highest ever recorded in a Non League league match), included plenty who'd made the long journey from Southport) but Exeter upped their game after the break and

squeezed to a nervous 2-1 win, roared home by their now extremely vociferous fans, to secure a well-deserved play off place.

Meanwhile, we were relegated for the second time in three seasons. How difficult would it be to find our way back?

The emerging Carl Baker was player of the season and also netted 11 league goals to pick up the leading goalscorer award.



2006/07	P	W	D	L	F	A	PTS	H	Att	A	Att
Dag & Red	46	28	11	7	93	48	95	1-4	1245	0-0	1285
Oxford	46	22	15	9	66	33	81	0-1	1054	2-2	5844
Morecambe	46	23	12	11	64	46	81	1-2	1804	0-0	1484
York City	46	23	11	12	65	45	80	0-1	3206	2-2	2446
Exeter	46	22	12	12	67	48	78	0-1	1163	1-2	6670
Burton Albion	46	22	9	15	52	47	75	3-1	1552	1-0	1831
Gravesend	46	21	11	14	63	56	74	2-2	861	4-0	1432
Stevenage	46	20	10	16	76	66	70	1-2	1010	1-3	1653
Aldershot	46	18	11	17	64	62	65	1-0	1160	2-2	2290
Kidderminster	46	17	12	17	43	50	63	0-1	1016	0-2	1258
Weymouth	46	18	9	19	56	73	63	0-1	918	0-2	1865
Rushden & D	46	17	11	18	58	54	62	1-2	1083	3-2	2122
Northwich	46	18	4	24	51	69	58	1-2	1059	1-3	1056
Forest Green	46	13	18	15	59	64	57	1-2	1104	2-0	1090
Woking	46	15	12	19	56	61	57	0-0	1305	1-1	1276
Halifax	46	15	10	21	55	62	55	1-1	936	1-1	2002
Cambridge	46	15	10	21	57	66	55	1-2	1106	2-2	3444
Crawley Town	46	17	12	17	52	52	53	3-1	1025	1-2	1152
Grays Ath	46	13	13	20	56	55	52	3-1	810	0-4	1024
Stafford	46	14	10	22	49	71	52	5-1	1012	0-1	1081
Altrincham	46	13	12	21	53	67	51	2-1	1145	1-2	1336
Tamworth	46	13	9	24	43	61	48	1-0	1014	1-1	1056
Southport	46	11	14	21	57	67	47	**	**	**	**
St Albans	46	10	10	26	57	89	40	1-1	1005	2-2	948

2006/07	Lge App	Lge Sub	Lge Gls		Cup App	Cup Sub	Cup Gls	Total App	Total Sub	Total Goals
Ryan Robinson	16				1			17	0	0
Chris Lane	29	4			5			34	4	0
Lee Hoolickin	22	3	1		3	1		25	4	1
Steve Rowland	32	2			4			36	2	0
Kevin Lee	32				2			34	0	0
Mark Boyd	35	6	4		2	1		37	7	4
Carl Baker	36	4	11		5		1	41	4	12
Liam Blakeman	24	10	6		2			26	10	6
Dino Maamria	26	1	7		2	1		28	2	7
Mark Jackson	7	2						7	2	0
Alex Smith	10	0	1					10	0	1
Joe Fowler	5	13	1		1	2		6	15	1
Robbie Booth	4	3						4	3	0
Mike Powell	28	10	2		5			33	10	2
Paul Martin	6	1						6	1	0
Sean Clancy	6	5			1	1		7	6	0
James Olsen	12	7			3			15	7	0
Paul Harrison	17	2			2			19	2	0
Stuart Barlow	0	1						0	1	0
Francis Barry	0	3						0	3	0
David Owens	0	1						0	1	0
Tony Gray	26	8	9		1	3	1	27	11	10
Awen Douglas	0	5						0	5	0
Danny Kirkup	11	1			2			13	1	0
Danny Ventre	3	0						3	0	0
Sean Paterson	4	10	3		2	2	1	6	12	4
Paul Tait	6	9	2		2			8	9	2
Ciaran Donnelly	10	0	1		3		1	13	0	2
Sean Doherty	6	0	1		2			8	0	1
Francois Dubourdeau	3	0			1			4	0	0
Adam Dugdale	7	1						7	1	0
Mark Birch	19	0	1					19	0	1
Jon Newby	7	4	1					7	4	1
Matt Hocking	15	0						15	0	0
Mark Duffy	15	2	4					15	2	4
Chris Holland	17	0						17	0	0
Terry Smith	10	0						10	0	0
Adam Howard					1			1	0	0
Neil Speck					1			1	0	0
Mark Houghton					1			1	0	0
Emini Adegbenro						1		0	1	0
Tom Walker						1		0	1	0
Dan Cattlin						1		0	1	0
John Bagnall					1			1	0	0
own goals			2					0	0	2
TOTALS	506	118	57		55	14	4	561	132	61

2007/08

So it was back to Conference, now called The Blue Square, North, in August 2007.



With Peter Davenport remaining at the managerial helm and 'full-time' football still our status the nucleus of the squad remained in place. Departures included Mark Boyd, Paul Tait and Carl Baker, the latter having secured a move into the Football League with Morecambe. Amongst the newcomers were goalkeeper Rick Whiteside, defenders Chris Lever and Sean Newton, striker Karl Noon and enigmatic winger Neil Prince, returning after a brief period with the club several seasons previously.

We opened with three straight wins and had 26 points from our opening 11 games, so were well on course for the aimed for play off spot by mid-October. But then came a dip in form; narrow league defeats at Worcester and Harrogate were followed by the disappointment of a 3-1 home defeat in FA Cup Qualifying Round 4 to Blue Square Premier outfit Northwich Victoria. A certain Dino Maamria was Vics' player-manager and (that) Paul Tait was amongst their goalscorers. Recovery was quick and another good run of league results had us comfortably back in the play-offs by Christmas. Davenport bolstered the squad with defender/winger Paul Barratt, loanees Danny Holmes and Adam Dugdale, new goalkeeper Steven Drench and the return of old favourite Neil Robinson.

FA Trophy dreams were short-lived, an entertaining 3-2 success at Barrow being followed by a 1-0 at Alfreton in the 1st round, a Tuesday night game watched by just 187 spectators.

Barratt netted the Boxing Day winner against Liam Watson's Burscough in the very next game, with a seasonal high of 1707 in attendance. The Burscough squad read like a who's who of past and future 'port players, amongst them McMillan, Flynn, Davis, McGinn, Moogan, Price, Kilheeny and Craig Noone.

The new year started well enough, a draw at Burscough on NYD followed by a 3-0 win at Gainsborough, and a 2-1 success at Hucknall that took us into 2nd spot. But then, inexplicably, we stuttered. Two points from the next 5 games until Tony Gray ended his goalscoring drought with a brilliant hat trick at Hinckley. Gray proceeded to net an incredible 13 times in 8 games - he finished top scorer for the season with 19 league goals. Telford were smashed 5-1 on a memorable day at Bucks Head but the low spot of the season came two weeks later with an abject 4-1 defeat at Solihull - we were now sixth.

Davenport lost his job the following day, immediately replaced by Gary Brabin. Just five league games remained. Brabin lost his first game in charge and the play offs seemed to be slipping away, but then, miraculously, he turned things around. Aided by the ebullient Paul Moore, four straight wins and we finished fourth - 20 points adrift of champions Kettering.

The play off semi final paired us against Stalybridge Celtic. Liam Blakeman gave us the edge in a 1-0 win but winger Prince, enjoying a fine run of form, was cynically hacked out of the game. Prince, clearly unfit, appeared in the Bank Holiday return which saw another unfortunate casualty as 'keeper Drench was clattered necessitating a half time substitution. The recalled Whiteside certainly didn't let us down but we trailed 2-0 before a late own goal took the game to extra time and then penalties. Whiteside was powerless as Celtic clinically netted all five of their kicks to earn a place in the play off final (they lost to Barrow). Disappointment abounded amongst the Southport faithful, but we at least had the consolation of having a manager who would surely take us forward next season.



Kevin Lee was player of the season.



	2007/08	P	W	D	L	F	A	PTS	H	Att	A	Att
1	Kettering	42	30	7	5	93	34	97	0-1	1230	2-5	1796
2	AFC Telford	42	24	8	10	70	43	80	1-1	1338	5-1	2351
3	Stalybridge	42	25	4	13	88	51	79	2-3	1107	2-2	595
4	Southport	42	22	11	9	77	50	77	**	**	**	**
5	Barrow	42	21	13	8	70	39	76	1-1	1049	0-1	1094
6	Harrogate	42	21	11	10	55	41	74	0-0	1023	0-1	808
7	Nuneaton	42	19	14	9	58	40	71	2-2	935	2-0	1210
8	Burscough	42	19	8	15	62	58	65	1-0	1707	1-1	1404
9	Hyde United	42	20	3	19	84	66	63	2-1	802	3-1	811
10	Boston Utd	42	17	8	17	65	57	59	2-2	864	2-1	1484
11	Gainsborough	42	15	12	15	62	65	57	3-0	1051	3-0	404
12	Worcester	42	14	12	16	48	68	54	0-1	1022	1-2	855
13	Redditch Utd	42	15	8	19	41	58	53	1-1	828	1-1	383
14	Workington	42	13	11	18	52	56	50	1-1	971	3-2	485
15	Tamworth	42	13	11	18	53	59	50	2-2	1008	3-1	767
16	Alfreton	42	12	11	19	49	54	47	1-0	757	2-1	324
17	Solihull Moors	42	12	11	19	50	76	47	3-2	1028	1-4	251
18	Blyth Spartans	42	12	10	20	52	62	46	2-1	912	0-1	517
19	Hinckley Utd	42	11	12	19	48	69	45	4-0	906	3-2	563
20	Hucknall Town	42	11	6	25	53	75	39	5-0	1081	2-1	421
21	Vauxhall Mtrs	42	7	7	28	42	100	28	3-2	808	2-1	583
22	Leigh RMI	42	6	8	28	36	87	26	2-0	861	1-0	553

2007/08	Lge App	Lge Sub	Lge Gls	Cup App	Cup Sub	Cup Gls	Total App	Total Sub	Total Goals
Rick Whiteside	21	0		7	2		28	2	0
Chris Lever	39	0	3	11			50	0	3
Sean Newton	13	0	1	4			17	0	1
Matt Hocking	39	0		12	1		51	1	0
Kevin Lee	41	0	5	11		2	52	0	7
Chris Holland	36	0	2	10	1		46	1	2
Mark Duffy	35	3	5	11	1	4	46	4	9
Liam Blakeman	35	5	6	14		3	49	5	9
Tony Gray	29	7	19	9	3	9	38	10	28
Joel Byrom	2	0	2				2	0	2
Neil Prince	25	8	7	7	7	1	32	15	8
Mark Houghton	7	25	4	3	5	1	10	30	5
Francis Smith	1	5			1		1	6	0
Karl Noon	3	14	2	4	3	2	7	17	4
Michael Powell	29	10	5	10	2	2	39	12	7
Shaun Beeley	1	1		1			2	1	0
Jerome Watt	3	1		4			7	1	0
Jonathan Smith	1	0					1	0	0
David Prout	3	3		4	2		7	5	0
Terry Smith	2			2	1		4	1	0
Adam Dugdale	0	2	1	2	1	1	2	3	2
Neil Robinson	21	5	6	8	1	1	29	6	7
Paul Barratt	25	1	1	9			34	1	1
Josh Hine	0	2			2	1	0	4	1
Danny Holmes	13	1		4			17	1	0
Steve Drench	19			5			24	0	0
Neil Sorvel	6						6	0	0
Michael Rae	7	1	3		1		7	2	3
Ollie James	4	4	1	2			6	4	1
Rodney Jack	2	3					2	3	0
Wayne Law					1		0	1	0
Adam Howard					1		0	1	0
Tom Walker					3		0	3	0
Tom Parry					1		0	1	0
own goals			4			1	0	0	5
TOTALS	462	101	77	154	40	28	616	141	105



Manager Gary Brabin set to work almost immediately after the dust had settled on our play-off disappointment. The club had signalled intentions of a further season of full time football and Brabin's first action was to tie goalkeeper Steve Drench into a full time contract, next he brought in John Doolan as player-coach.

Then it went a bit quiet. But not for long. On 23 June Gary Brabin was appointed manager of Cambridge United. On 30 June Liam Watson returned to Southport as manager. It really did happen that quickly. Liam was faced with the unenviable task of reversing the full time "experiment" with a return to part time football. In so doing he was able to facilitate the signing of ELEVEN players from his previous club Burscough. Many of them were former Southport players but a few other noteworthy arrivals were striker Ceiran Kilheeney, winger Craig Noone, defender Adam Flynn and, although we already had a goalkeeper, 'keeper Tony McMillan. Chris Price was also brought back in a coaching capacity, to work alongside Doolan. Matt Hocking and captain Chris Holland were amongst the departees.

Our opening day trip to Gainsborough brought a hard earned 1-0 win which featured Noone's only competitive appearance for Southport; he was transferred to Plymouth Argyle for a reputed six-figure fee shortly afterwards, an extremely shrewd piece of business by the club.

We won our first four league games and performed consistently if unspectacularly throughout the season grinding out results and topping the table for lengthy periods. But a late season home defeat to Tamworth virtually ended hopes of automatic promotion. So we aimed for the play offs, and our place in them was secured via a 1-1 home draw with AFC Telford United, who also made the cut.

We then lost momentum, losing our final two league games, including a 5-1 mauling at Farsley, where a severely weakened line up incurred the wrath of many travelling Southport fans. And so for the second successive season, it was the play offs. Having finished 5th, level on points but with an inferior goal difference to Telford, we faced runners up Gateshead. We were back to full strength for our Haig Avenue first leg but lost 1-0. An improved performance in the return leg earned a 1-1 draw, but Gateshead progressed to the final, and we were left to face another season of regional football.

FA Cup hopes were dashed early, in the 3rd qualifying round with a 2-0 home defeat to Boston. We enjoyed a mini-run in the FA Trophy, reaching the quarter final. But a hard earned away draw (2-2) at Telford was undone when we suffered a late, lone goal defeat in the replay. We also reached the quarter final of the Setanta Shield, losing 3-1 at Barrow after a memorable 2-1 extra time win at Wrexham in the previous round.

Leading goalscorer was Kilheeney, with 16 in the league, closely followed by Steve Daly, who netted



13 times. Adam Flynn
season.

was player of the



	2008/09	P	W	D	L	F	A	Pts	H	Att	A	Att
1	Tamworth	42	24	13	5	70	41	85	0-1	1353	1-1	703
2	Gateshead	42	24	8	10	81	48	80	2-3	1301	1-1	422
3	Alfreton	42	20	17	5	81	48	77	0-1	1012	0-2	589
4	AFC Telford	42	22	10	10	65	34	76	1-1	1305	0-1	3558
5	Southport	42	21	13	8	63	36	76	**	**	**	**
6	Stalybridge	42	20	10	12	71	50	70	2-0	951	1-0	747
7	Droylsden	42	18	14	10	64	44	68	3-1	619	0-0	489
8	Fleetwood	42	17	11	14	70	66	62	1-1	1304	1-1	1511
9	Harrogate	42	17	10	15	66	57	61	1-0	818	3-0	286
10	Hinckley Utd	42	16	9	17	56	59	57	0-0	717	1-1	639
11	Vauxhall Mtrs	42	14	11	17	51	67	53	5-2	544	0-0	317
12	Workington	42	13	12	17	54	55	51	0-0	765	1-0	441
13	Gainsborough	42	12	14	16	57	63	50	5-3	785	1-0	461
14	Redditch Utd	42	12	14	16	49	61	50	2-3	639	2-0	391
15	Blyth Spartans	42	14	7	21	50	58	49	2-1	827	0-1	563
16	Solihull Moors	42	13	10	19	49	73	49	3-0	851	2-0	253
17	Kings Lynn	42	10	18	14	50	60	48	2-1	853	0-0	972
18	Stafford Rgrs	42	12	12	18	41	56	48	3-2	873	3-0	671
19	Farsley	42	14	5	23	58	65	47	1-1	702	1-5	407
20	Hyde United	42	11	9	22	57	80	42	2-0	851	1-1	438
21	Burscough	42	10	6	26	43	80	36	3-0	978	3-2	1133
22	Hucknall Town	42	5	13	24	39	84	28	3-0	823	0-0	354

2008/09	Lge App	Lge Sub	Lge Gls		Cup App	Cup Sub	Cup Gls	Total App	Total Sub	Total Goals
Tony McMillan	39				16			55	0	0
Kevin Lee	33		3		13	1	2	46	1	5
Chris Lever	31	2			14	2		45	4	0
Earl Davis	29	2			16	1		45	3	0
James Connolly	22	1			8	1	1	30	2	1
John Doolan	9	2			6	1		15	3	0
Mark Duffy	21	3	4		8	4	2	29	7	6
Michael Powell	31	4	6		14	2	1	45	6	7
Tony Gray	9	6	3		6	1	4	15	7	7
Ciaran Kilheaney	35	3	16		9	2	3	44	5	19
Craig Noone	1							1	0	0
Neil Robinson	6	12	3		4	4	3	10	16	6
Steve Daly	23	10	13		12	2	10	35	12	23
Matty McGinn	32	5	3		15	2	4	47	7	7
Shaun Gray	15	10	1		11	4	1	26	14	2
Robbie Booth	15	18	2		15	1	4	30	19	6
Adam Flynn	33	4	1		16	1		49	5	1
Alan Moogan	26	1	2		10			36	1	2
Michael Barnes	4	3			2	2		6	5	0
Ross Atkins	3	1			1			4	1	0
Ashley Winn	21		2		10		1	31	0	3
Shaun Whalley	8	6			3	2	1	11	8	1
Allan Smart	1	4	1		2	2		3	6	1
Kevin Leadbetter	4	2			1	1		5	3	0
Neil Prince	3	5	1					3	5	1
Danny Mitchley	1	5			0	1		1	6	0
Peter Moore	2	5			2			4	5	0
Shaun Holden	1				1	1		2	1	0
Alex Grisedale	1				1			2	0	0
Connor Millington	1				1		1	2	0	1
Zak Aley	1		1		1	4	1	2	4	2
John Hedges	0	1			1	1	1	1	2	1
Chris Price	1				2	3		3	3	0
Zac Hibbert					2			2	0	0
Shaun Conlan					1			1	0	0
Ian George					1			1	0	0
David Gates					1			1	0	0
Russell Benjamin					1	1		1	1	0
Jake Ellis					1			1	0	0
James McKernan					1			1	0	0
Steve Drench					2	1		2	1	0
Lewis Savva					0	1		0	1	0
James Watkinson					0	1		0	1	0
Jack Thornton					0	2		0	2	0
own goals			1					0	0	1
TOTALS	462	115	63		231	52	40	693	167	103

2009/10

Transfer activity at Haig Avenue during the summer of 2009 brought a return to the club for Paul Barrett and new signings Bradley Barnes, Chris Simm and Rob Marsh-Evans.

Manager Liam Watson's programme notes for the opening day game against Gloucester mused: "...a new campaign we are all looking forward to with great anticipation". We won that entertaining fixture 3-2, with a memorable first goal from Earl Davis. We surrendered our unbeaten home record to Farsley Celtic in September, but the result was to assume greater significance as the season played out. A consistent start to the season saw us hover around the play-off spots until the end of October, when a 3-1 win at Vauxhall Motors lifted us into pole position.

Early FA Cup progress via Spennymoor and Alfreton took us to the final qualifying round, but once again, a trip to Gateshead proved fruitless. And there was no joy in the Trophy either, losing 1-0 in a replay at Gainsborough on the Tuesday before Christmas.

But that was the prelude to one of the most memorable occasions in recent years, as heavy Boxing Day snow was removed by an army of enthusiastic volunteers to allow the eagerly anticipated game against Fleetwood Town to go ahead. And how it went ahead! Doubles from Davis and Michael Powell plus a Ciaran Kilheeney strike saw off our closest challenger to the tune of 5-0. We were somewhat rudely awoken at Fleetwood on New Year's Day as the Fishermen recorded a comprehensive 4-0 win. They duly assumed the league leadership as a series of postponed games left us powerless to keep up. Sandwiched between the Fleetwood games was a visit to Stalybridge where, with the score level at 0-0 after 84 minutes, the lights went out and the game was abandoned. We expected the result to stand and would have accepted the hard-earned point. But the league management committee had other ideas decided that the game should be replayed. And we certainly weren't complaining when Steve Daly netted the solitary goal winner at Bower Fold on March 9th.

We remained 2nd for the next three months and amongst our successes was a routine 2-0 win at Farsley. But then Farsley went bust; their playing record was expunged and we lost three points. More significantly however, Fleetwood had beaten them twice so their points tally was reduced by six. Fleetwood immediately appealed.

We got on with the job in hand, and on Easter Monday a last minute penalty from Matty McGinn squeezed us to a 2-1 win against Northwich, whilst Fleetwood were losing at Workington. We were back on top. So the stage was set for us to lift the league title on Tuesday 20 April in our final home game of the season. With the Farsley result gone, we were of course unbeaten at home all season. So a crowd of 2021 came along to join in the celebrations. But our visitors from Alfreton had other ideas, and minus striker Daly who was sent off in the 4-1 win against Hyde three days earlier, we lost 3-1. So our lead at the top remained just one point.

Fleetwood's appeal was finally heard on the Friday before the last games of the season. It was rejected.

So we travelled, in numbers (over 700 Southport supporters) to Coronation Park, Eastwood, knowing that a win would bring us the title. We dominated from the start, and another McGinn penalty calmed the nerves and eased us into a 1-0 half time lead. Second half we stormed out of the blocks and Simm netted a fine solo goal to put us two up. Then news came through that Fleetwood had gone ahead, cue more nerves. But then marauding full back Chris Lever met Ashley Winn's corner with a fine header and it was 3-0, game over, Blue Square North Championship ours.

And so we were back, after an absence of three seasons, back in the non-league big time. The celebrations went on for several days.

Daly's goal at Stalybridge meant he pipped Kilheeney as leading goalscorer, 18 against 17. Skipper Adam Flynn and 'keeper Tony McMillan appeared in all 40/43 league games. Earl Davis



was a hugely popular choice as player of the year.

And to cap what really was a memorable season, we lifted the Lancashire Junior cup with a 4-0 win against Clitheroe at the Reebok Stadium. Not to be outdone, our reserve team also doubled up, lifting the Lancashire League and Conference North Youth League titles.



	2009/10	P	W	D	L	F	A	Pts	H	Att	A	Att
1	Southport	40	25	11	4	91	45	86	**	**	**	**
2	Fleetwood Town	40	26	7	7	86	44	85	5-0	1840	0-4	2541
3	Alfreton Town	40	21	11	8	77	45	74	1-3	2021	1-1	448
4	Workington	40	20	10	10	46	37	70	2-0	709	2-0	427
5	Droylsden	40	18	10	12	82	62	64	3-3	815	3-0	584
6	Corby Town	40	18	9	13	73	62	63	4-0	815	1-1	418
7	Hinckley United	40	16	14	10	60	52	62	1-1	710	1-4	394
8	Ilkeston Town	40	16	13	11	53	45	61	1-1	904	2-3	452
9	Stalybridge Celtic	40	16	7	17	71	64	55	2-1	764	1-0	471
10	Eastwood Town	40	15	9	16	50	55	54	5-1	831	3-1	1147
11	AFC Telford United	40	14	9	17	52	55	51	3-0	806	2-0	1731
12	Northwich Victoria	40	15	13	12	62	55	48	2-1	1107	1-1	724
13	Blyth Spartans	40	13	9	18	67	72	48	3-2	738	2-0	737
14	Gainsborough Trinity	40	12	11	17	50	57	47	0-0	851	4-2	530
15	Hyde United	40	11	12	17	45	72	45	4-1	1306	1-1	456
16	Stafford Rangers	40	10	14	16	59	70	44	4-2	606	2-1	635
17	Solihull Moors	40	11	9	20	47	58	42	3-0	733	1-1	338
18	Gloucester City	40	12	6	22	47	59	42	3-2	780	2-2	301
19	Redditch United	40	10	8	22	49	83	38	2-0	611	2-2	344
20	Vauxhall Motors	40	7	14	19	44	78	35	3-0	826	3-1	323
21	Harrogate Town	40	8	6	26	42	83	30	3-1	702	3-2	458

2009/10	Lge App	Lge Sub	Lge Gls		Cup App	Cup Sub	Cup Gls	Total App	Total Sub	Total Goals
Tony McMillan	40				7			47	0	0
Chris Lever	30		4		10	1	1	40	1	5
Rob Marsh-Evans	21	4	1		11		1	32	4	2
Adam Flynn	40				9		1	49	0	1
Earl Davis	37		7		9			46	0	7
Bradley Barnes	8	11			7	1	2	15	12	2
Ashley Winn	32	1	1		10	1	1	42	2	2
Alan Moogan	27	1	1		5			32	1	1
Steve Daly	22	13	18		8	3	5	30	16	23
Ciaran Kilheaney	33	3	17		3	4	2	36	7	19
Matty McGinn	39		15		3	2	1	42	2	16
Chris Simm	24	12	12		10	2	7	34	14	19
Michael Powell	36	2	7		4	1	3	40	3	10
Robbie Booth	4	20	2		7		1	11	20	3
Paul Barratt	11	12	1		7			18	12	1
Kevin Lee	20	6	2		4	1		24	7	2
Zac Aley	1	14			6	4	2	7	18	2
Shaun Gray	15	7			4			19	7	0
Sam Finley		1			1			1	1	0
Danny Lloyd		1			2			2	1	0
Fola Onibuje		4						0	4	0
Sean Lake					5			5	0	0
Jon Bathurst					1	3		1	3	0
Alex Grisedale					1	1		1	1	0
David Gates						1		0	1	0
Mark Baddeley						1		0	1	0
Chris Price						1		0	1	0
Joe Mulby					1			1	0	0
James Fraser					1			1	0	0
Shaun Holden					1			1	0	0
James McKernan					1			1	0	0
Conor Swale					1			1	0	0
Lewis Savva					1	1		1	1	0
Jake Ellis					1			1	0	0
Craig Carney					1			1	0	0
Ali Asgari					1			1	0	0
Conor Millington						1		0	1	0
John Hedges						1		0	1	0
Jack Smith						1		0	1	0
Kane Gerald						1		0	1	0
own goals			3				2	0	0	5
								0	0	0
								0	0	0
								0	0	0
								0	0	0
								0	0	0
	440	112	91		143	32	29	583	144	120

2010/11

Displaying admirable loyalty, manager Liam Watson kept faith with the majority of his championship-winning squad for our return to the top flight of non league football. There were additions however in the shape of striker Matty McNeil and defender Robbie Williams, whilst Steve Dickinson made a welcome return as back-up goalkeeper.

We were narrowly beaten by fellow newcomers AFC Wimbledon in our opening day home game but we soon had points on the board as McNeil and Matty McGinn both netted twice in a thrilling 4-3 win at Kidderminster. Successive single-goal home wins against Altrincham and Fleetwood Town then propelled us into 5th place by the end of August. But then, equally rapidly we slid back down the table on the back of a seven game winless run.

Relief came via a short but enjoyable FA Cup run. We defied the odds with a 2-1 qualifying round win at Wrexham to set up a mouth-watering home clash with Sheffield Wednesday. ITV shared our enthusiasm for the tie and selected it as the Sunday afternoon 'live' first round game. Coincidentally, our home game a week earlier against Kidderminster was also shown live on TV (Premier Sports) and the limited viewing audience witnessed a thrilling 2-2 draw which culminated in the sending off of our goalkeeper Tony McMillan. So Dickinson got the gloves for the Wednesday cup tie and there was little he could do to prevent the Owls from recording a 5-2 win. Perhaps as an aftermath, the league form evaporated still further and by December we were firmly rooted in the bottom four.

FA Trophy interest flickered only briefly; a hard fought 2-2 draw at Gateshead being undone in a disappointing 1-0 defeat in the January replay. Just a week prior to this we'd recorded a seasonal best 5-1 home win against the same opponents, newcomers John-Paul Kissock and Karl Ledsham both getting on the score sheet. There were further impressive home wins as York City and Forest Green Rovers were both dispatched 4-0. Another newcomer/returnee Shaun Whalley was also helping to enhance our attacking options. But the away form was problematic and five straight defeats on the road severely undermined our attempts to break out of the drop zone.

A fine 2-1 home win against Luton Town represented another false dawn as we lost 6-0 in the Kenilworth Road return. One week later champions-elect Crawley Town visited Haig Avenue and cynically play acted their way to a 4-0 win. We finally secured a second away win of the season at Tamworth on Easter Saturday through a Steve Daly goal and looked to be edging towards safety as Kissock fired us ahead in the Monday home game against Darlington. But a late Quakers equaliser meant that it all went down to the wire, and a final day away trip to Kettering Town.

In circumstances reminiscent of a previous exit from the Conference Premier, we were outside of the bottom four at the start of the day, and a sizeable Southport contingent travelled to the Elgoods Brewery Arena for the 5:30pm clash. On this occasion expectations were a little higher than on the ill-fated trip to Stevenage in 2003, but nerves were jangling as Kettering took a first half lead. Invigorated in the second half, Whalley netted a fine equaliser and we seemed to be crawling to safety. But then three minutes from time disaster struck. A harshly awarded free kick was converted

by the home side and as we poured forward in a desperate search for a second goal they netted a third in stoppage time.

So on the 30th April 2011 we were relegated from the Blue Square Bet Premier League.

But as we all know, the season actually finishes at the AGM Cup in June. And in a not entirely unexpected decision, Rushden and Diamonds were expelled from the division which meant that Southport, as the 'highest placed losers', were back in business and lived to fight another season amongst non-league's elite.



Goalkeeper McMillan

was player of the season, Whalley leading

scorer with 9 goals.

	2010/11	P	W	D	L	F	A	PTS	H	Att	A	Att
1	Crawley	46	31	12	3	93	30	105	0-4	1011	0-1	3765
2	AFC Wimbledon	46	27	9	10	83	47	90	0-1	1802	0-5	3408
3	Luton	46	23	15	8	85	37	84	2-1	1659	0-6	5844
4	Wrexham	46	22	15	9	66	49	81	0-1	1464	1-2	2221
5	Fleetwood	46	22	12	12	68	42	78	1-0	1546	0-2	2051
6	Kidderminster*	46	20	17	9	74	60	72	2-2	1447	4-3	1417
7	Darlington	46	18	17	11	61	42	71	1-1	1866	0-1	1663
8	York	46	19	14	13	55	50	71	4-0	1308	0-2	2104
9	Newport	46	18	15	13	78	60	69	2-1	1032	0-2	1867
10	Bath	46	16	15	15	64	68	63	2-3	947	1-2	792
11	Grimsby	46	15	17	14	72	62	62	2-2	853	1-1	3101
12	Mansfield	46	17	10	19	73	75	61	1-2	1289	2-2	1467
13	Rushden & Diamonds*	46	16	14	16	65	62	57	2-2	876	2-2	1061
14	Gateshead	46	14	15	17	65	68	57	5-1	904	0-1	471
15	Kettering*	46	15	13	18	64	75	56	1-2	1117	1-3	1403
16	Hayes & Yeading	46	15	6	25	57	81	51	0-0	753	0-1	303
17	Cambridge United	46	11	17	18	53	61	50	1-1	1107	0-0	2506
18	Barrow	46	12	14	20	52	67	50	2-4	889	1-1	1339
19	Tamworth	46	12	13	21	62	83	49	2-1	966	1-0	994
20	Forest Green	46	10	16	20	53	72	46	4-0	1006	0-0	1064
21	Southport	46	11	13	22	56	77	46	**	**	**	**
22	Altrincham	46	11	11	24	47	87	44	1-0	1068	1-1	1210
23	Eastbourne Boro	46	10	9	27	62	104	39	1-3	923	1-4	1004
24	Histon*	46	8	9	29	41	90	28	3-1	652	1-2	368

2010/11	Lge Apps	Lge Sub	League Goals		Cup App	Cup Sub	Cup Goals	Total App	Total Sub	Total Goals
Paul Barratt	17	22	3		6	1	1	23	23	4
Liam Blakeman	16	7	2		7	0	0	23	7	2
Allan Collins	0	6	0		0	0	0	0	6	0
Steve Daly	17	13	6		4	0	3	21	13	9
Earl Davis	39	3	2		3	0	0	42	3	2
Steve Dickinson	1	1	0		5	0	0	6	1	0
Adam Flynn	23	5	0		8	0	0	31	5	0
Shaun Gray	3	1	0		1	0	0	4	1	0
Tony Gray	20	17	4		5	2	3	25	19	7
John Paul Kissock	22	2	3		2	0	0	24	2	3
Karl Ledsham	21	3	4		2	0	0	23	3	4
Kevin Lee	33	1	5		4	0	0	37	1	5
Chris Lever	27	3	1		5	1	0	32	4	1
Danny Lloyd	0	4	0		0	0	0	0	4	0
Matty McGinn	28	5	5		3	2	2	31	7	7
Tony McMillan	45	0	0		3	0	0	48	0	0
Matty McNeil	31	4	5		3	2	0	34	6	5
Rob Marsh-Evans	26	2	3		3	0	0	29	2	3
Alan Moogan	40	1	1		4	1	0	44	2	1
Dom Morley	0	1	0		2	1	0	2	2	0
Mike Powell	14	13	2		5	3	0	19	16	2
Chris Simm	7	1	1		5	1	1	12	2	2
Aaron Turner	19	0	1		0	0	0	19	0	1
Shaun Whalley	15	2	8		1	0	1	16	2	9
Robbie Williams	29	4	0		7	0	0	36	4	0
Ashley Winn	13	1	0		0	0	0	13	1	0
own goals							2	0	0	2
	506	122	56		88	14	13	594	136	69

2011/12

Uncertainty over which division of the Blue Square Bet League we would be playing in severely hampered manager Liam Watson's preparations for the 2011/12 season. Our place in the Premier was not finally confirmed until 4 July.

But newcomers did arrive and undoubtedly strengthened the squad. Andy Owens, Simon Grand, Steve Akrigg, Russ Benjamin, Jon Brown, James Smith and Australian goalkeeper Matt Nemes amongst the unusually high influx of players. Departures included Matty McNeil, Robbie Williams, Steve Dickinson and Rob Marsh-Evans.

We opened our league campaign with an entertaining 2-2 home draw against newly-relegated Lincoln City But just two points from the first five fixtures had us soon occupying a familiar bottom four place in the table. JP Kissock departed for Luton Town in a deal that brought Godfrey Poku and Dan Walker to Haig Avenue on loan. The first win came against Barrow and was followed with a thrilling 3-2 success against AFC Telford, a brilliant last minute penalty save by Nemes securing the points. We then went to Bath City and picked up a first away win, 2-1 courtesy of goals from Walker and Tony Gray. This set in motion a quite remarkable club record-breaking eight successive away wins and propelled us up the table – we were 3rd by mid-November and stayed there into the New Year.

Striker Steve Daly bowed out with a substitute's appearance in a gloomy 4-0 home defeat to Braintree Town, and it was the home form that proved to be our achilles heel throughout the season.

The FA Cup brought success against Stockport County, who we also beat at Edgeley Park to complete the 'great eight' away sequence, and a cruelly unlucky 1st round home defeat to Football League strugglers Barnet. County were also on the end of a 5-0 drubbing when they visited Haig Avenue in March.

FA Trophy involvement was short and not so sweet as we crashed 4-0 at Alfreton in our first round tie.

The play off thoughts were dampened somewhat in a chastening 6-0 home defeat to runaway leaders Fleetwood Town on New Year's Day. Fleetwood striker Richard Brodie had an eventful afternoon, scoring twice and being sent off, all within 32 minutes of kick off.

We dipped in and out of the play off places but were still in contention as the season reached its climax. The final home game brought Ebbsfleet to town. We conceded first but Owens equalised almost immediately then James Ellison headed us into a half time lead. A Gray penalty had us heading for victory but a calamitous end to the game saw the visitors score twice in the dying minutes to snatch a point and finally extinguish the play off dream.

We finished in 7th place, our best showing for 11 seasons. The 13 away wins was our conference best, as was the final points tally of 76.



Tony Gray netted an impressive 24 league goals to claim the leading scorer title and was also voted player of the season



	2011/12	P	W	D	L	F	A	PTS	H	Att	A	Att
1	Fleetwood Town	46	31	10	5	102	48	103	0-6	2589	2-2	3029
2	Wrexham	46	30	8	8	85	33	98	0-0	1710	0-2	3256
3	Mansfield Town	46	25	14	7	87	48	89	3-1	1006	3-1	2406
4	York City	46	23	14	9	81	45	83	1-1	1107	2-1	3465
5	Luton Town	46	22	15	9	78	42	81	3-3	1665	1-5	5681
6	Kidderminster Harriers	46	22	10	14	82	63	76	1-2	1544	0-2	1763
7	Southport	46	21	13	12	72	69	76	**	**	**	**
8	Gateshead	46	21	11	14	69	62	74	1-3	957	3-2	737
9	Cambridge United	46	19	14	13	57	41	71	1-0	1104	0-3	1840
10	Forest Green Rovers	46	19	13	14	66	45	70	1-3	978	3-2	873
11	Grimsby Town	46	19	13	14	79	60	70	1-2	1934	1-0	3738
12	Braintree Town	46	17	11	18	76	80	62	0-4	938	0-0	637
13	Barrow	46	17	9	20	62	76	60	2-1	1204	2-2	918
14	Ebbsfleet United	46	14	12	20	69	84	54	3-3	1231	2-1	907
15	Alfreton Town	46	15	9	22	62	86	54	2-1	1061	0-0	777
16	Stockport County	46	12	15	19	58	74	51	5-0	1648	1-0	4540
17	Lincoln City	46	13	10	23	56	66	49	2-2	1687	0-2	1615
18	Tamworth	46	11	15	20	47	70	48	1-1	1310	2-2	830
19	Newport County	46	11	14	21	53	65	47	1-1	1105	3-0	1576
20	AFC Telford United	46	10	16	20	45	65	46	3-2	1123	1-0	2025
21	Hayes & Yeading	46	11	8	27	58	90	41	1-2	1147	2-0	294
22	Darlington *	46	11	13	22	47	73	36	2-0	847	3-0	1638
23	Bath City	46	7	10	29	43	89	31	2-1	1021	2-1	663
24	Kettering Town *	46	8	9	29	40	100	30	0-0	753	3-2	1368

2011/12	Lge Apps	Lge Sub	League Goals		Cup App	Cup Sub	Cup Goals	Total App	Total Sub	Total Goals
Tony McMillan	43	0	0		4	0	0	47	0	0
James Smith	37	0	0		3	0	0	40	0	0
Andy Owens	37	2	4		6	0	2	43	2	6
Steve Akrigg	40	3	1		5	0	1	45	3	2
Simon Grand	42	0	4		3	1	0	45	1	4
Kevin Lee	17	0	3		0	0	0	17	0	3
Shaun Whalley	41	0	11		5	0	0	46	0	11
Karl Ledsham	37	2	3		4	1	1	41	3	4
Tony Gray	44	0	24		3	1	0	47	1	24
JP Kissock	4	0	1		1	0	1	5	0	2
Jonathan Brown	11	9	2		3	3	2	14	12	4
Steve Daly	0	6	0		0	0	0	0	6	0
Chris Lever	23	8	2		4	2	0	27	10	2
Russell Benjamin	7	18	0		2	0	0	9	18	0
Leon Osborne	1	3	0		0	0	0	1	3	0
Alan Moogan	26	1	1		6	0	0	32	1	1
Earl Davis	14	4	1		2	2	0	16	6	1
Matt Nemes	3	0	0		2	0	0	5	0	0
Dan Walker	7	5	2		1	0	0	8	5	2
Godfrey Poku	21	1	0		2	0	0	23	1	0
Michael Ordish	0	2	0		2	0	0	2	2	0
Adam Carden	2	19	0		2	3	0	4	22	0
Vinny Mukendi	11	2	3		0	0	0	11	2	3
Zac Aley	2	1	0		3	0	0	5	1	0
Andy Parry	20	4	0		1	0	0	21	4	0
Kurtis Guthrie	2	3	1		1	0	0	3	3	1
James Ellison	6	9	1		1	0	0	7	9	1
Sam Sheridan	2	1	1		0	0	0	2	1	1
Josh O'Keefe	5	2	0		0	0	0	5	2	0
Ray Putterill	0	2	0		0	0	0	0	2	0
Darren Stephenson	1	5	2		0	0	0	1	5	2
Scott Spencer	0	0	0		0	1	0	0	1	0
Brett Adamson	0	0	0		0	1	0	0	1	0
Matty McGinn	0	0	0		0	1	0	0	1	0
own goals			5					0	0	5
Total	506	112	72		66	16	7	572	128	79

2012/13

Newcomers to Haig Avenue during the summer of 2012 included Chris Almond, Michael Bakare, Aaron Chalmers, Charlie Joyce and Steven Tames. Amongst the departees were Godfrey Poku and Andy Owens, who both left to pursue short-lived football league careers at Mansfield Town, and who were both back with Southport before the end of the season.

We opened with a home game against Grimsby Town, Simon Grand netting our goal in a 1-1 draw. Our first win came at the fifth attempt, with Tames and Almond both on target in the Bank Holiday 2-0 success at Hyde. Hovering around the lower reaches of the table for much of the season, and continuing our habit of conceding late goals, there was no respite in the FA Cup, as we exited 2-0 at Wrexham in the 4th qualifying round. A mini-run in the Trophy took us past Stafford Rangers, Stockport County and Kings Lynn until the quarter final draw again matched us against Wrexham. And the Welshmen again prevailed, 3-1 at Haig Avenue.

December opened with a remarkable game at Stockport, where we led 3-0, were drawing 3-3 and then a last –gasp own goal (or was it Karl Ledsham?) re-secured all three points. The enjoyable 3-2 Boxing Day win against Macclesfield Town was tempered three days later when Hyde took away the three points with a dour 1-0 success.

Liam Watson bolstered the squad by securing the return of Owens and Poku, plus defender Neill Byrne and midfielder Scott Kay, all on loan. It gelled in a fine 5-2 home win against Barrow, but then the form dipped alarmingly and just one win in the next 11 games saw us plummet down the table, to 20th place by Easter. Points were thrown away with regularity, none more so than at relegation rivals Tamworth where a sending off for goalkeeper Tony McMillan cost us the game and him his Southport career. Watson moved swiftly to recruit new keeper Ben Smith, who was injured and substituted in the home defeat by Newport and then Jonathan Hedge, on loan from Cambridge. Another loan signing was striker Danny Hattersley from Stockport. Easter Saturday took us to Hartlepool to play Gateshead and, leading 2-0 at 90 minutes, another collapse saw us hanging on for a 2-2 draw at full time. Easter Monday and a woeful home display brought a 2-0 defeat to Alfreton and we looked set for the bottom four, with our next three games all away from home. But two days later the season was rescued as we recorded a most unlikely 3-1 win at Braintree, Almond netting two outstanding goals. Then came a fighting 2-2 draw at Grimsby, where Ledsham did net twice and we led until the second minute of added time. On to Forest Green and goalkeeping heroics from Hedge, plus a most welcome own goal from Chris Stokes secured the three points. Blue Square Premier League safety was secured on the Tuesday evening without us even playing, results elsewhere ensuring that we were four points clear of the trapdoor with one game to play.



Chris Almond was leading goalscorer with 11 in the league, Shaun Whalley was player of the season.

Then came the end-of-season bombshell. Watson announced that he was leaving Southport after our final game of the season, saying: "I need to refresh my batteries, take a break and see where my career now goes." Two weeks later he was appointed manager of AFC Telford United.

	2012/13	P	W	D	L	F	A	PTS	H	Att	A	Att
1	Mansfield Town	46	30	5	11	92	52	95	1-2	804	0-1	1918
2	Kidderminster Harriers	46	28	9	9	82	40	93	1-3	946	2-2	1650
3	Newport County	46	25	10	11	85	60	85	0-2	606	1-2	2802
4	Grimsby Town	46	23	14	9	70	38	83	1-1	1743	2-2	3780
5	Wrexham	46	22	14	10	74	45	80	1-4	1324	2-2	3002
6	Hereford Utd	46	19	13	14	73	63	70	2-2	1028	2-2	1513
7	Luton Town	46	18	13	15	70	62	67	1-3	1406	1-3	5696
8	Dartford	46	19	9	18	67	63	66	2-2	823	2-2	1506
9	Braintree Town	46	19	9	18	63	72	66	0-2	803	3-1	451
10	Forest Green	46	18	11	17	63	49	65	1-2	632	1-0	1496
11	Macclesfield Town	46	17	12	17	65	70	63	3-2	1173	2-2	1481
12	Woking	46	18	8	20	73	81	62	1-2	911	3-2	1739
13	Alfreton Town	46	16	12	18	69	74	60	0-2	830	3-3	562
14	Cambridge United	46	15	14	17	68	69	59	2-1	615	0-2	2004
15	Nuneaton	46	14	15	17	55	63	57	3-1	1302	1-0	779
16	Lincoln City	46	15	11	20	66	73	56	4-2	815	0-1	1827
17	Gateshead	46	13	16	17	58	61	55	2-0	686	2-2	406
18	Hyde	46	16	7	23	63	75	55	0-1	1068	2-0	734
19	Tamworth	46	15	10	21	55	69	55	0-3	1014	1-2	565
20	Southport	46	14	12	20	72	86	54	**	**	**	**
21	Stockport County	46	13	11	22	57	76	50	1-1	818	4-3	3445
22	Barrow	46	11	13	22	45	83	46	5-2	806	2-3	924
23	Ebbsfleet	46	8	15	23	55	89	39	1-0	872	1-4	603
24	AFC Telford Utd	46	6	17	23	52	79	35	0-3	1005	3-1	1643

2012/13	Lge Apps	Lge Sub	League Goals		Cup App	Cup Sub	Cup Goals	Total App	Total Sub	Total Goals
Tony McMillan	38	0	0		6	0	0	44	0	0
James Smith	41	2			5	0	0	46	2	0
Chris Lever	27	4	7		5	0	0	32	4	7
Steve Akrigg	11		2		5	1	1	16	1	3
Andy Parry	35	3	2		6	0	1	41	3	3
Simon Grand	41		7		3	0	0	44	0	7
Shaun Whalley	42	1	9		6	0	2	48	1	11
Alan Moogan	24				5	0	0	29	0	0
Michael Bakare	7	14			1	0	1	8	14	1
Tony Gray	7		1		0	0	0	7	0	1
Russell Benjamin	16	11	0		5	3	0	21	14	0
Karl Ledsham	38	5	10		5	3	2	43	8	12
Chris Almond	22	15	11		6	0	2	28	15	13
Aaron Chalmers	18	11	2		4	1	0	22	12	2
Steven Tames	9	18	3		4	3	5	13	21	8
Darren Stephenson	3	4			1	1	0	4	5	0
Louis Barnes	1	3			0	0	0	1	3	0
Chris Lynch	19	5	2		7	1	0	26	6	2
Godfrey Poku	30	2			4	1	0	34	3	0
Liam Willis	10	8	3		3	2	0	13	10	3
James Ellison	3				0	0	0	3	0	0
Charlie Joyce	0	7			2	0	0	2	7	0
Andy Owens	22		5		3	0	1	25	0	6
Neill Byrne	10		2		0	0	0	10	0	2
Scott Kay	14	2			0	0	0	14	2	0
Sean Clancy	4	5	1		0	0	0	4	5	1
Danny Hattersley	6	2	1		0	0	0	6	2	1
Zac Hibbert	1	2			2	0	0	3	2	0
Ben Smith	2				0	0	0	2	0	0
Jonathan Hedge	5				0	0	0	5	0	0
Jamie Campbell	0	0	0		0	2	0	0	2	0
Own Goals			4				0	0	0	4
TOTAL	506	124	72		88	18	15	594	142	87

2013/14



New Southport manager Alan Wright worked steadily during the summer of 2013 to assemble a squad depleted by the departures of Shaun Whalley and Andy Parry to Luton and Simon Grand, Chris Lever, Sean Clancy and Alan Moogan who followed Liam Watson to Telford. New arrivals included goalkeepers Danny Hurst and David Stevenson, full backs David Fitzpatrick and Matt Challoner, new captain Jamie Milligan, dynamic midfielder Scott Brown, defenders Matt Flynn and Luke George and wingers Paul Rutherford and Osayamen Osawe.

We opened up where we had left off – with a home game against Luton Town. And we started on a high, as Milligan netted the only goal of an entertaining game that culminated in a red card for Luton skipper Steve McNulty and a brilliant penalty save by Hurst to deny the returning Whalley. Our first away game took us to Hyde where Danny Hattersley and Steven Tames scored to take us to the top of the league – played 2, won 2.

We were never to experience those dizzy heights again and by the time we visited Macclesfield for a televised Thursday night game we'd slipped to 17th. Experienced striker Nathan Ellington was recruited and his brief stay included the 6-2 FA Cup win against Marske United and 5-2 1st round defeat at Orient, a game that necessitated the use of 3 substitutes in the first 35 minutes as Hurst, Flynn and Ellington all succumbed to injuries. So our two FA Cup games yielded a total of 15 goals – entertainment indeed! In contrast we exited the FA Trophy at the first hurdle, disappointingly losing 2-1 at home to old adversaries Boston United.

The Boston game was a sixth successive defeat in all competitions as the early season optimism well and truly evaporated. It also brought to an end the brief management tenure of Wright and his assistant John Hills, whose departures were announced 'by mutual consent' on 6 December. 24



hours later, John Coleman and Jimmy Bell stepped into the fray as the new management team.

Coleman set about a mid-season rebuild of the side who languished perilously close to the relegation zone. A dour Boxing Day goalless draw with Chester was followed by defeat at Alfreton and then a

most welcome home win against Nuneaton on 4 January. Our New Years' Day visit to Chester was postponed at the 11th hour, many supporters making the fruitless trip to Deeside. But results suffered during the change of personnel; we slipped to 22nd by February. Then the new signings began to gel. Toto Nsiala and loanee winger John O'Sullivan both becoming regulars before Coleman pulled off his masterstroke signing of Jason Walker, on loan from Forest Green. Walker's 6 goals in 10 appearances proving pivotal to our survival hopes. The re-arranged game at Chester brought recovery from a 2-0 deficit to draw 2-2 in the Karl Ledsham show – he scored both of our goals and missed a penalty. Defeats against Braintree (4-0 at home) and at Cambridge had us back in the relegation mix with five games to play. Five points from the next three games kept hopes alive, then a memorable Easter Monday 2-1 home success against Halifax, capped by Fitzpatrick's sensational winner brought safety and relief to the Merseyrail Community Stadium. The early season 3 points at Hyde was to be our only success on the road as we brought the curtain down by surrendering a 3-1 half time lead at Welling and losing 4-3, our cause not being helped by the dismissal of Nsiala in what was to be his final appearance for the club.

But the signs were bright. A proven manager and a group of talented conference standard players augured well for the future.



Scott Brown was an obvious choice as player of the season, Danny Hattersley top-scored with 9 in the league.

	2013/14	P	W	D	L	F	A	PTS	H	Att	A	Att
1	Luton Town	46	30	11	5	102	35	101	1-0	2210	0-3	6057
2	Cambridge United	46	23	13	10	72	35	82	1-0	1006	1-3	2717
3	Gateshead	46	22	13	11	72	50	79	2-1	915	2-2	2121
4	Grimsby Town	46	22	12	12	65	46	78	2-1	812	0-0	3306
5	Halifax	46	22	11	13	85	58	77	2-1	2043	0-1	1583
6	Braintree Town	46	21	11	14	57	39	74	0-4	714	0-1	924
7	Kidderminster Harriers	46	20	12	14	66	59	72	1-2	1018	1-1	1818
8	Barnet	46	19	13	14	58	53	70	1-1	774	0-1	1510
9	Woking	46	20	8	18	66	69	68	1-1	873	0-2	1504
10	Forest Green	46	19	10	17	80	66	67	2-0	1227	1-3	1118
11	Alfreton Town	46	21	7	18	69	74	67	2-1	726	1-2	976
12	Salisbury	46	19	10	17	58	63	67	3-1	719	1-1	724
13	Nuneaton	46	18	12	16	54	60	66	1-0	811	1-3	919
14	Lincoln City	46	17	14	15	60	59	65	0-1	818	0-1	1879
15	Macclesfield Town	46	18	7	21	62	63	61	4-1	1045	2-2	1370
16	Welling United	46	16	12	18	59	61	60	2-2	825	3-4	521
17	Wrexham	46	16	11	19	61	61	59	1-2	911	0-1	2734
18	Southport	46	14	11	21	53	71	53	**	**	**	**
19	Aldershot	46	16	13	17	69	62	51	1-0	1012	1-5	1592
20	Hereford Utd	46	13	12	21	44	63	51	0-3	876	1-4	1569
21	Chester	46	12	15	19	49	70	51	0-0	1872	2-2	2274
22	Dartford	46	12	8	26	49	74	44	3-0	1041	0-1	1025
23	Tamworth	46	10	9	27	43	81	39	2-0	1008	1-4	933
24	Hyde	46	1	7	38	38	119	10	1-1	871	2-1	789

2013/14	Lge Apps	Lge Sub	League Goals		Cup App	Cup Sub	Cup Goals	Total App	Total Sub	Total Goals
Godwin Abadaki	2	1	0		0	0	0	2	1	0
Steve Akrigg	9	5	1		2	0	0	11	5	1
Chris Almond	12	2	1		1	0	0	13	2	1
Steve Boothman	3	3	0		0	0	0	3	3	0
Richard Brodie	11	6	1		2	0	0	13	6	1
Matt Brown	4	0	1		2	0	0	6	0	1
Scott Brown	42	2	4		4	2	1	46	4	5
Matty Challoner	27	3	0		5	0	0	32	3	0
Aaron Chalmers	11	1	1		1	1	0	12	2	1
Kellen Daly	11	0	0		1	0	0	12	0	0
John Dillon	5	3	0		1	1	0	6	4	0
David Fitzpatrick	41	2	1		4	0	0	45	2	1
Nathan Ellington	3	0	0		3	0	2	6	0	2
Matty Flynn	17	1	0		3	2	1	20	3	1
Luke George	41	0	4		4	0	0	45	0	4
Jamie Hand	1	0	0		1	0	0	2	0	0
Danny Hattersley	30	9	9		4	2	3	34	11	12
Danny Hurst	45	0	0		4	0	0	49	0	0
Brice Irie-Bi	6	8	1		1	1	0	7	9	1
Ben Jefford	3	0	0		0	0	0	3	0	0
Charlie Joyce	2	4	0		2	0	0	4	4	0
Karl Ledsham	27	7	6		1	3	1	28	10	7
Joel Logan	4	0	0		1	0	0	5	0	0
Jamie Milligan	23	3	3		3	1	1	26	4	4
Emmanuel Monthe	3	4	0		0	0	0	3	4	0
Vinny Mukendi	5	9	1		1	0	1	6	9	2
Aristote Nsiala	19	0	1		1	0	1	20	0	2
Gary O'Neill	4	0	0		0	0	0	4	0	0
John O'Sullivan	21	0	3		1	1	1	22	1	4
Osayamen Osawe	22	19	6		2	1	1	24	20	7
Paul Rutherford	15	3	0		4	1	0	19	4	0
James Smith	20	0	1		3	0	0	23	0	1
David Stevenson	1	0	0		1	1	0	2	1	0
Steven Tames	3	10	1		1	0	0	4	10	1
Jason Walker	10	0	6		0	1	0	10	1	6
Liam Willis	3	1	0		1	0	0	4	1	0
Alex Wimmer	0	0	0		1	0	0	1	0	0
own goals			1				1	0	0	2
TOTAL	506	106	52		66	18	13	572	124	65

2014/15

Our proven manager John Coleman lasted just 3 days after the final game of 2013/14. A club statement alluded to his touchline behaviour leaving the club in 'somewhat of a quandary regarding attracting a family audience'. Inevitable departures of players followed. Scott Brown and Toto Nsiala headed to Grimsby, Jason Walker, released by Forest Green, opted for hometown club Barrow, Karl Ledsham moved to Lincoln City, Danny Hurst Stockport County whilst various loanees, including the excellent John O'Sullivan, returned to their parent clubs.

We didn't have to wait long for our next manager, Martin Foyle



was appointed on 3 May, bringing with him assistant Andy Porter. And an active few summer months brought us a batch of new signings including goalkeeper Danny Lloyd-Weston, experienced defenders Luke Foster, Joe Connor and Dom Collins, midfielders Steven Brogan and Scott Kay and striker John Marsden.

Opening day brought a 1-0 home defeat to Forest Green (who fielded an ineligible player and subsequently forfeited the 3 points) and we followed that with an away loss at Halifax. Our first point arrived with a goalless draw at Torquay United then Foster and Richard Brodie netted the goals as we won at the fourth attempt, 2-1 at home to Altrincham. Brodie was also on target twice in an entertaining 3-3 Bank Holiday draw at Telford.

September saw a mixed bag of results; a 1-0 home win against Kidderminster was followed by four successive defeats and then a surprise 1-0 away win at Grimsby Town – our first league success on the road in over 12 months. We also used 3 goalkeepers during the month as Lloyd-Weston was struck down by illness and Dean Porter (1 game) then David Raya Martin, on loan from Blackburn Rovers took over.

But as good as the Grimsby result was, a dire home performance and 5-2 defeat to Woking signalled the end of Foyle's spell in charge. Stepping into the breach was a Haig Avenue favourite



Gary Brabin, along with his assistant Paul

Carden. And they engineered a remarkable upturn in the team's performances and results, unbeaten in their first six games in charge before successive defeats at the end of November brought us all back down to earth.

The duo were in charge as we embarked on an FA Cup run which took us past Tamworth via a home replay penalty shoot-out to set up a less-than-glamorous trip to Dagenham and Redbridge in the 1st round. A splendid performance in East London brought the Daggers back to Haig Avenue for another Tuesday night replay. Another penalty success, but this time during the game, from Danny Hattersley, eased us to a memorable 2-0 win against the League 2 side. Marsden netted our first goal, one of 4 he scored in November. Two league defeats rounded off November to leave us one place ahead of the relegation zone.

December opened with a 2nd round home tie in the FA Cup against Eastleigh. A calamitous goalkeeping error by Raya-Martin gifted the visitors the lead midway through the first half, but Brodie struck just before the break and a fine goal from substitute Micah Evans sealed the win in front of an enthusiastic 2169 crowd. We were into the 3rd round for the first time in 16 years.

So we all awaited the Monday evening draw with baited breath and whilst Derby County away wasn't quite what we'd been dreaming of it could have been much worse. Meanwhile there was business to attend to in the league – 2 wins, 1 draw and 1 defeat – and FA Trophy, where we bowed out to Wrexham in a replay.

Our scheduled league match at Wrexham on NYD was postponed, so on 3 January all roads led to Derby. Close on 3000 Southport supporters were in the excellent attendance of 20201 and revelled in a game where we came so, so close to snatching a replay. But our hearts were broken in the 93rd minute as Derby netted a fortuitous penalty past the heroic Raya Martin. It was a monumental effort by all of the players and a memorable day for all of the supporters.

Our next league game was a dour goalless draw against Chester. With Raya Martin back at Blackburn, Callum Burton on loan from Shrewsbury debuted with a clean sheet. Andy Parry, on a short loan from Luton also featured in this game. Then came the surprise announcement that Brabin was departing to take up his 'dream job' as an academy coach at Everton. Paul Carden was rapidly installed as the new manager and brought in Alex Russell Jr as assistant. A tough baptism brought a 4-0 reversal at champions-to-be Barnet followed by three further defeats before successive draws

against Macclesfield and Dover edged the points tally up to 33. Lloyd-Weston was briefly re-instated as goalkeeper before another loanee, Peter Brezovan took over at Forest Green where we scored 3 but conceded 5 in an entertaining game. We now slipped back into 21st place, our lowest of the season as February drew to a close.

Brezovan, Matty Challoner and new signing Will Beesley brought stability to a defence further bolstered by Tom Davies, brought in on loan from Fleetwood. And March proved to be a memorable month as Scott Kay's winner against Halifax triggered a six-game unbeaten run, three of which were won with only two goals conceded in the entire month.

So we went into April in 18th place, on 47 points and tantalisingly close to safety. But then Brezovan was recalled by Tranmere and our 6th league goalkeeper of the season, Tony Thompson, came in on loan from Rotherham (we also used two other goalkeepers in county cup ties and had Seb Usai on the bench towards the end of the season – 9 goalkeepers in total!). Disappointing results over Easter combined with suspensions and injuries set the tone for four straight defeats and we were all getting very nervous again. But a heroic 2-2 draw against play-off bound Grimsby Town with returning skipper Foster and Louis Almond scoring all but made us safe. It meant that our traditional last match of the season visit to Welling was all but academic. A thoroughly professional performance, capped by a wonder goal from loanee Steven Hewitt meant we rounded off a(nother) topsy turvey season in style, winning 1-0. Foster was an obvious choice as player of the year and Brodie finished as leading goalscorer with 15 in all competitions. So 39 (13 of them on loan) players, the highest number we have ever used in a Conference season, six or eight goalkeepers and three managers. Just another season for Southport Football Club!

	2014/15	P	W	D	L	F	A	PTS	H	Att	A	Att
1	Barnet	46	28	8	10	94	46	92	0-2	909	0-4	1833
2	Bristol Rovers	46	25	16	5	73	34	91	0-1	1202	0-2	8251
3	Grimsby Town	46	25	11	10	74	40	86	2-2	1968	1-0	3353
4	Eastleigh	46	24	10	12	87	61	82	1-2	727	1-2	1309
5	Forest Green	46	22	16	8	80	54	79	0-1	1023	3-5	1222
6	Macclesfield	46	21	15	10	60	46	78	1-1	1207	0-3	1450
7	Woking	46	21	13	12	77	52	76	2-5	730	2-1	1688
8	Dover	46	19	11	16	69	58	68	2-2	1398	2-2	1008
9	Halifax	46	17	15	14	60	54	66	1-0	715	1-3	1463
10	Gateshead	46	17	15	14	66	62	66	0-1	904	1-1	808
11	Wrexham	46	17	15	14	56	52	66	0-1	1912	0-0	2188
12	Chester	46	19	6	21	64	76	63	0-0	1849	0-2	1790
13	Torquay	46	16	13	17	64	60	61	2-1	1021	0-0	1997
14	Braintree Town	46	18	5	23	56	57	59	0-2	748	2-0	810
15	Lincoln City	46	16	10	20	62	71	58	3-3	746	0-1	2034
16	Kidderminster Harriers	46	15	12	19	51	60	57	1-0	769	1-0	1883
17	Altrincham	46	16	8	22	54	73	56	2-1	1082	0-2	1401
18	Aldershot	46	14	11	21	51	61	53	1-3	843	2-1	1646
19	Southport	46	13	12	21	47	72	51	***	**	***	**
20	Welling	46	11	12	23	52	73	45	1-0	1007	1-0	1015
21	Alfreton Town	46	12	9	25	49	90	45	0-2	832	2-4	529
22	AFC Telford	46	10	9	27	58	84	39	0-3	1092	3-3	1421
23	Dartford	46	8	15	23	44	74	39	2-0	850	1-1	1163
24	Nuneaton®	46	10	9	27	38	76	36	0-0	1040	3-2	743

2014/15	Lge Apps	Lge Sub	League Goals		Cup App	Cup Sub	Cup Goals	Total App	Total Sub	Total Goals
Louis Almond	3	4	1		1	0	0	4	4	1
Mitchell Austin	6	2	0		7	2	0	13	4	0
Amadou Bakayoko	4	7	2		4	1	1	8	8	3
Will Beesley	12	1	0		1	0	0	13	1	0
Peter Brezovan	6	0	0		0	0	0	6	0	0
Richard Brodie	34	2	12		6	0	3	40	2	15
Stephen Brogan	10	1	0		1	2	1	11	3	1
Callum Burton	4	0	0		0	0	0	4	0	0
James Caton	3	1	0		0	0	0	3	1	0
Matty Challoner	14	3	0		3	1	0	17	4	0
Dom Collins	32	1	1		8	0	0	40	1	1
Joe Connor	25	3	4		7	2	0	32	5	4
Tom Davies	8	1	0		1	0	0	9	1	0
Ross Dyer	5	1	0		1	0	1	6	1	1
George Donnelly	14	2	1		0	0	0	14	2	1
Micah Evans	8	8	0		3	1	1	11	9	1
David Fitzpatrick	35	2	2		10	0	0	45	2	2
Luke Foster	35	0	4		7	0	0	42	0	4
Luke George	38	1	2		8	1	1	46	2	3
Johnny Gorman	3	2	1		0	0	0	3	2	1
Danny Hattersley	12	5	1		5	1	2	17	6	3
Steven Hewitt	6	1	1		0	0	0	6	1	1
Charlie Joyce	30	2	2		5	4	0	35	6	2
Scott Kay	29	2	2		9	2	1	38	4	3
Daniel Lloyd-Weston	12	0	0		2	0	0	14	0	0
Jonny Lynch	4	2	0		3	0	0	7	2	0
Connor McCarthy	4	10	1		0	0	0	4	10	1
Clayton McDonald	10	2	0		4	0	0	14	2	0
John Marsden	16	15	5		6	3	3	22	18	8
Andy Mitchell	7	3	0		5	1	1	12	4	1
Andy Parry	4	0	0		0	0	0	4	0	0
Dean Porter	1	0	0		0	0	0	1	0	0
David Raya Martin	16	0	0		8	0	0	24	0	0
Paul Rutherford	29	11	3		8	2	0	37	13	3
Paul Smith	17	7	2		3	2	0	20	9	2
Michael Symes	0	2	0		0	0	0	0	2	0
Joe Thompson	3	1	0		0	0	0	3	1	0
Tony Thompson	7	0	0		0	0	0	7	0	0
Danny Whitehall	0	3	0		0	0	0	0	3	0
Matty Lavelle	0	0	0		1	0	0	1	0	0
Drew Lewis	0	0	0		0	1	0	0	1	0
Thomas Mahamotho	0	0	0		1	0	0	1	0	0
Steven Wilson	0	0	0		0	1	0	0	1	0
Josh Bonsu	0	0	0		0	1	0	0	1	0
Liam Roberts	0	0	0		1	0	0	1	0	0
Theo Chrisokho	0	0	0		1	0	0	1	0	0
Paul Jewell	0	0	0		2	1	0	2	1	0
TOTAL	506	108	47		132	29	15	638	137	62

2015/16

“There’s never a boring season at Southport FC”

The 4-0 opening day defeat at home to Eastleigh wasn’t the start anyone wanted and by the end of August we were rock bottom having scored just one goal in our first six matches.

The first victory came against Altrincham, 3-0 which took us off the bottom and up to 23rd.

Three draws, a highly entertaining 2-2 against Tranmere in front of our second highest ever Non League league gate (2827) 2-2 at Halifax (after cruising at 2-0 even with ten men) and 1-1 in our first ever visit to Guiseley stopped the rot before Grimsby came and demolished the hopes in a 4-0 rout.

Our second win of the season and first away from home came on October 3rd with a surprise but very welcome 2-1 victory at Woking.

After two disappointing home defeats to Torquay and Chester were followed up with a 1-0 win at struggling Kidderminster we travelled to Salford City in the FA Cup with a great chance of progression. It was not to be on a very disappointing afternoon which saw an early exit, 1-0 in probably the worst game of the season. Salford weren’t a bad side who became the Nation’s favourite with a love in surrounding the “Class of 92” propelling them into everyone’s front room in a cup run that earned their club a tidy sum of money.



A 4-0 home defeat at the hands of Cheltenham saw the end of Paul Carden. (A dejected Paul Carden after the Cheltenham game) It was sad to see Paul struggle as he was a great person but it’s a results business as they say and Paul wasn’t getting the results.

In came Dino Maamria who oversaw a 1-0 win at Welling in his first game before narrowly losing 1-0 in our only televised game this season at Eastleigh.

What Happened Next?

H	MACCLESFIELD TOWN	W	3-1
A	GATESHEAD	W	1-0
H	BROMLEY	W	5-3
A	WREXHAM	W	1-0
H	BARROW	W	2-1
H	WREXHAM	W	3-2
A	BROMLEY	d	0-0
A	CHESTER	d	0-0

Is what happened next!



In a remarkable December that saw the club rise from 22nd to 14th place and Dino awarded the Manager Of The Month award for December. They say the Manager Of The Month curse is a myth but eight games without a win then followed until another surprise win, 2-1 at Dover steadied the ship.

Dino left the Club after a 3-3 home draw with Welling stating the travelling was too much for him. It was a disappointment to everyone and given that we were still perilously close to the drop the nerves were on edge once again.



Andy Bishop became interim manager until the end of the season and started with a rather unfortunate 1-0 defeat at Torquay but wins against Guiseley and Boreham Wood put together with a home draw against Woking (having been 2-0 down) and a valuable point at Altrincham steered the club to safety with three games to spare leaving us with the luxury of having a nice relaxing final three games. Andy was duly appointed as full time manager for 2016/17.

The highlight has to be the “Wrexham Double”

Southport 3 Wrexham 2 completed the double and our first home Non League league win against Wrexham. A fantastic afternoon with a 2000+ gate and it brought up a record equalling six wins in a row in top flight NL Football for the club. The atmosphere at the end of the game was a moment to savour

Our new floodlights which were switched on this season much to the relief of everyone concerned after a long running saga. They now shine brightly across The Merseyrail Community Stadium lighting up the ground in great style.



The Big Switch On.



Trust members at the switch on.

	2015/16	P	W	D	L	F	A	PTS	H	Att	A	Att
1	Cheltenham	46	30	11	5	87	30	101	0-4	947	0-3	2251
2	Forest Green	46	26	11	9	69	42	89	0-1	707	1-2	1535
3	Braintree Town	46	23	12	11	56	38	81	1-1	827	0-1	504
4	Grimsby Town	46	22	14	10	82	45	80	0-4	1320	0-1	3180
5	Dover	46	23	11	12	75	53	80	0-0	957	2-1	588
6	Tranmere	46	22	12	12	61	44	78	2-2	2827	0-1	5199
7	Eastleigh	46	21	12	13	64	53	75	0-4	1017	0-1	1755
8	Wrexham	46	20	9	17	71	56	69	3-2	2148	1-0	5508
9	Gateshead	46	19	10	17	59	70	67	1-2	806	1-0	582
10	Macclesfield	46	19	9	18	60	48	66	3-1	861	0-0	1472
11	Barrow	46	17	14	15	65	74	65	2-1	1528	0-1	1343
12	Woking	46	17	10	19	71	68	61	2-2	825	2-1	1510
13	Lincoln City	46	16	13	17	69	68	61	2-2	961	1-3	2581
14	Bromley	46	17	9	20	66	69	60	5-3	751	0-0	1317
15	Aldershot	46	16	8	22	54	72	56	1-1	845	2-1	1456
16	Southport	46	14	13	19	52	65	55	**	**	**	**
17	Chester	46	14	12	20	67	71	54	1-2	1326	0-0	2208
18	Torquay	46	13	12	21	54	76	51	0-1	1104	0-1	1783
19	Boreham Wood	46	12	14	20	44	49	50	0-3	815	2-0	434
20	Guiseley	46	11	16	19	47	70	49	2-0	983	1-1	748
21	Halifax	46	12	12	22	55	82	48	0-1	1148	2-2	1211
22	Altrincham	46	10	14	22	48	73	44	3-0	1143	1-1	1480
23	Kidderminster Harriers	46	9	13	24	49	71	40	3-4	1473	1-0	1593
24	Welling	46	8	11	27	35	73	35	3-3	748	1-0	603

C	Player	2015/16	Lge Apps	Lge Sub	League Goals		Cup App	Cup Sub	Cup Goals	Total App	Total Sub	Total Goals
1	707	Jamie Allen	15	17	4		3	0	0	18	17	4
2	697	Louis Almond	41	1	12		4	0	1	45	1	13
3	693	Will Beesley*	9	0	0		2	1	0	11	1	0
4	712	Andy Bishop	13	10	3		1	1	0	14	11	3
5	711	Adam Blakeman	27	1	1		4	0	0	31	1	1
6	659	Richard Brodie*	1	0	0		0	0	0	1	0	0
7	709	Courtney Cameron*	4	6	0		1	1	0	5	7	0
8	720	Max Cartwright*	2	0	0		0	0	0	2	0	0
9	647	Matty Challoner	34	1	0		4	0	0	38	1	0
10	702	Andy Coughlin	15	0	0		0	1	0	15	1	0
11	716	Max Crocombe	25	0	0		4	0	0	29	0	0
12	713	Ben Davies*	9	0	0		0	0	0	9	0	0
13	675	Luke Foster*	29	0	3		4	0	0	33	0	3
14	719	Jonny Giles*	2	2	0		0	0	0	2	2	0
15	718	Sam Grimshaw*	0	3	0		0	0	0	0	3	0
16	700	Steven Hewitt	5	7	0		0	0	0	5	7	0
17	706	Andrai Jones	15	5	0		1	0	0	16	5	0
18	705	Gary Jones	43	0	5		4	0	0	47	0	5
19	639	Charlie Joyce	7	10	0		2	1	0	9	11	0
20	695	Connor McCarthy	2	7	1		0	1	0	2	8	1
21	723	Jonathon Margetts	3	0	2		0	0	0	3	0	2
22	708	Liam Nolan	35	7	2		3	1	0	38	8	2
23	721	Mark O'Brien*	7	0	1		0	0	0	7	0	1
24	710	Mike Phenix	33	3	5		3	0	0	36	3	5
25	653	Paul Rutherford	32	8	2		3	1	0	35	9	2
26	717	Jack Ryan	1	12	1		1	1	1	2	13	2
27	714	Cole Stockton*	10	0	3		2	0	1	12	0	4
28	703	Josh Thompson	36	1	2		4	0	1	40	1	3
29	715	Jon Viscosi	6	0	0		1	0	0	7	0	0
30	722	Craig Westcarr	4	7	2		0	0	0	4	7	2
31	724	Alex Whittle	6	1	0		0	0	0	6	1	0
32	704	Andy Wright	35	3	2		4	0	1	39	3	3
CO	**	Paxton Ballard	0	0	0		0	1	0	0	1	0
CO	**	Thomas Hunt	0	0	0		1	0	0	1	0	0
CO	**	Sean Weston	0	0	0		1	0	0	1	0	0
CO	**	Josh Bonsu	0	0	0		1	0	0	1	0	0
CO	**	JacquesStuart	0	0	0		1	0	0	1	0	0
CO	**	Vita Mbolokele	0	0	0		1	0	0	1	0	0
CO	**	Rob Cahill	0	0	0		1	0	0	1	0	0
CO	**	Adam McFarlane-Johnson	0	0	0		1	0	0	1	0	0
CO	**	Adam Thorpe	0	0	0		1	0	0	1	0	0
CO	**	Will Meredith	0	0	0		1	0	0	1	0	0
CO	**	Sam Trayer-Blackhurst	0	0	0		1	0	0	1	0	0
CO	**	Billy Whittle	0	0	0		1	0	0	1	0	0
CO	**	Sub 1	0	0	0		0	1	0	0	1	0
CO	**	Sub 2	0	0	0		0	1	0	0	1	0
CO	**	Sub 3	0	0	0		0	1	0	0	1	0
		Own Goals			1						0	1
		TOTAL	506	112	52	0	66	13	5	572	125	57

One of the worst season's ever watching Southport Football Club? That was the view of many people.

I'm not so sure about that as the 1979/80 and 1980/81 seasons will probably never be beaten for lows but it wasn't the most enjoyable nine months of a Southport supporters watching life.

A poor start saw Andy Bishop dismissed after just eight games in charge, warning signs were posted very early when it became clear that a number of the players brought in were below the standard required at this level.

Andy was replaced by Steve Burr who oversaw a revival which saw the club climb to safety before, after a poor run of results, three defeats including a home FA Trophy defeat saw his services dispensed with. It was a move that took many people by surprise as once again the club were to go through three managers in a season and the stability everyone craved was once again lacking. Steve had done a great job but not good enough for the powers that be. It remains a contentious point whether we would have survived had Steve stayed in charge with the supporters divided in their views.

Andy Preece was appointed and steered the club to relegation with a record of just two wins in 15 games to become the club's least successful manager ever. Relegation became inevitable as early as March and the season petered out with little or no hope of survival.

Our home league attendance record was broken when Champions Lincoln City who had had a remarkable season came to town on the last day bringing close on 2500 supporters with them to set the new high at 3462.

It was a very disappointing season to say the least with very few highlights. The exception was a first round FA Cup tie which went out on BT Sport against Fleetwood Town. The game took place on a Monday evening with the actual FA Cup draw taking place in the small bar at the ground on a day that was memorable in many ways. The game was drawn 0-0 and Southport battled to a 1-1 draw at Fleetwood in the replay before running out of steam in extra time.



Rob and Alan Jones pictured practicing the draw in the small bar ahead of the draw going out live on national TV.

The main drama came as the season was coming to a close with problems off the field with a group of supporters calling for the head of chairman Charlie Clapham which saw him stand down as chairman ahead of our final game. He was joined by Vice Chairman Sam Shrouder and Chief Executive Haydn Preece although the why's and wherefores remained unclear for some time in what became a round of accusation and counter accusation.

It all became quite unsavoury. Charlie had intended staying on another year, not wanting to go out on a relegation but such was the feeling against him he departed ahead of the plan. It all got very messy after this. James Treadwell and Adrian Shandley took over the ownership of the club in a move that didn't go down well with a group who were hoping for a takeover of the club by new on the scene Phil Hodgkinson, former director Nigel Allen and former manager Liam Watson.

	2016/17	P	W	D	L	F	A	PTS	H	Att	A	Att
1	Lincoln City	46	30	9	7	83	40	99	1-1	3462	0-4	2440
2	Tranmere	46	29	8	9	79	39	95	1-1	3046	1-4	6159
3	Forest Green	46	25	11	10	88	56	86	2-0	844	1-5	1621
4	Dag & Red	46	26	6	14	79	53	84	1-4	845	0-3	1296
5	Aldershot	46	23	13	10	66	37	82	1-1	772	1-2	1772
6	Dover	46	24	7	15	85	63	79	0-1	760	0-3	1563
7	Barrow	46	20	15	11	72	53	75	0-4	848	1-0	956
8	Gateshead	46	19	13	14	72	51	70	0-3	926	0-3	620
9	Macclesfield	46	20	8	18	64	57	68	1-2	792	1-3	1329
10	Bromley	46	18	8	20	59	66	62	1-2	744	1-3	953
11	Boreham Wood	46	15	13	18	49	48	58	1-0	1010	0-2	314
12	Sutton United	46	15	13	18	61	63	58	1-1	864	2-2	1807
13	Wrexham	46	15	13	18	47	61	58	3-2	2066	0-1	4317
14	Maidstone	46	16	10	20	59	75	58	3-2	932	2-4	2404
15	Eastleigh	46	14	15	17	56	63	57	4-3	769	1-1	1878
16	Solihull	46	15	10	21	62	75	55	0-0	703	0-4	772
17	Torquay	46	14	11	21	54	61	53	1-2	1159	2-1	1490
18	Woking	46	14	11	21	66	80	53	2-1	702	0-0	1386
19	Chester	46	14	10	22	63	71	52	0-1	1496	2-2	1752
20	Guisley	46	13	12	21	50	67	51	0-1	981	1-2	1046
21	York	46	11	17	18	55	70	50	2-0	856	3-5	2482
22	Braintree Town	46	13	9	24	51	76	48	4-5	866	0-2	510
23	Southport	46	10	9	27	52	97	39	**	**	**	**
24	North Ferriby	46	12	3	31	32	82	39	2-4	795	1-0	451

C	Player	2016/17	Lge Apps	Lge Sub	League Goals		Cup App	Cup Sub	Cup Goals	Total App	Total Sub	Total Goals
1	725	Ty Belford	9				0	0	0	9	0	0
2	726	Neil Ashton	35	1	2		7	0	0	42	1	2
3	708	Liam Nolan	39		6		8	1	0	47	1	6
4	703	Josh Thompson	24		1		5	0	0	29	0	1
5	727	Keil O'Brien	2	2			0	0	0	2	2	0
6	728	James Gray	7	7	2		1	2	2	8	9	4
7	697	Louis Almond	14	5	5		1	1	1	15	6	6
8	706	Andrai Jones	37	7	5		8	0	0	45	7	5
9	691	James Caton	13	11	2		2	2	1	15	13	3
10	705	Gary Jones	11	1			0	1	0	11	2	0
11	729	Joe Kearns	1	1			0	1	0	1	2	0
12	707	Jamie Allen	33	3	10		7	0	2	40	3	12
13	730	Ashley Grimes	4	15	1		4	1	2	8	16	3
14	731	Ross White	20	4			3	3	0	23	7	0
15	695	Connor McCarthy	1	4			0	0	0	1	4	0
16	732	John Cofie	3	5			0	3	0	3	8	0
17	712	Andy Bishop	3	1	1		0	0	0	3	1	1
18	733	Jonathan Royle	3				0	0	0	3	0	0
19	734	Callum Howe	15		1		3	0	0	18	0	1
20	735	Craig Stanley	5				0	0	0	5	0	0
21	736	Ryan Crump	1				0	0	0	1	0	0
22	721	Mark O'Brien	5				0	0	0	5	0	0
23	737	Bobby Moseley	2	4			0	0	0	2	4	0
24	738	Magnus Norman	23				6	0	0	29	0	0
25	739	Ryan Higgins	36		1		8	0	1	44	0	2
26	740	Jordan Lussey	12		1		4	0	1	16	0	2
27	741	Declan Weeks	26	3	2		8	1	1	34	4	3
28	742	Frankie Mulhern		1			0	0	0	0	1	0
29	743	Nathan Ferguson	4				2	1	0	6	1	0
30	744	Liam Hynes	15	8			6	0	1	21	8	1
31	745	Ben McKenna	10	9	2		6	1	1	16	10	3
32	746	Jack Higgins	8	1	1		2	0	1	10	1	2
33	747	Ruben Jerome	1	4			1	0	0	2	4	0
34	748	Aaron Jones	4	1			2	0	0	6	1	0
35	749	Delial Brewster	3		1		0	0	0	3	0	1
36	750	Rory McKeown	17	1	3		2	1	1	19	2	4
37	751	Micheal Onovwigun		1			0	0	0	0	1	0
38	752	Robbie Cundy	12		1		2	0	0	14	0	1
39	753	Jake Wright	2	1	1		1	0	1	3	1	2
40	754	Euan Murray	12				1	0	0	13	0	0
41	755	Mason Springthorpe	1				2	0	0	3	0	0
42	756	Jim Stevenson	10	1	1		0	0	0	10	1	1
43	757	Lindon Meikle	4				0	0	0	4	0	0
44	758	Craig King	6				0	0	0	6	0	0
45	759	Jean Coly	1	3			1	1	0	2	4	0

46	659	Richard Brodie	3	4			0	1	0	3	5	0
47	760	Chris Cheetham	6				0	0	0	6	0	0
48	761	Spencer Myers	3	1	1		1	0	0	4	1	1
49	762	Kevin Monteiro	0	3			1	0	0	1	3	0
50	763	Tom Grimshaw	0	1	0		0	1	0	0	2	0
	CO	Ben Foulds					1	0	0	1	0	0
	CO	Matty Lavelle					2	0	0	2	0	0
	CO	Joe Davis					1	0	0	1	0	0
	CO	John North					1	0	0	1	0	0
	CO	Zac Adekoya					0	2	0	0	2	0
	CO	Cameron Dalglish					0	1	0	0	1	0
		Own Goals			1					0	0	1
		TOTAL	506	114	52		110	25	16	616	139	68

2017/18

Close Season-How it all unfolded

2 June: Statement from Southport FC regarding Phil Hodgkinson's attempts to gain a controlling interest. "We have not received a valid offer from Mr Hodgkinson which could have been accepted," it states. The statement adds: "The club did receive a brief one-page letter over a week ago detailing Mr Hodgkinson's interest, which had conditions attached."

5 June: The Annual General Meeting for Pinewise Limited sees James Treadwell elected as director but only by utilising the block vote as he lost on a show of hands. Adrian Shandley is also voted as a director.

Reports from the meeting suggest the club will be appointing a "marketing manager" as well as a "general manager". Manager Alan Lewer and head of development Mark Wright are not present

13 June: Phil Hodgkinson tweets: "Our #BACKTHEBID website will be live in a few days."

19 June: Southport announce long-standing supporter Martyn O'Hara has joined the board as a "volunteer director" taking the number of directors to three. "He has an excellent marketing and sales background and will be heavily involved with developing our revenue streams," says director James Treadwell.

28 June: The #BACKTHEBID website is launched - 50 days after James Treadwell and Adrian Shandley took control of Southport. "The #BACKTHEBID campaign was recently set up following the controversial events surrounding the bid for the ownership of Southport," says a statement on the website.

2 July: Ian Kyle, a partner and joint owner of Liverpool-based law firm Irving's Law, is announced as a new director. "We welcome Ian to the club and thank him for his initial investment in new share capital of £125,000," says director James Treadwell.

A club statement announcing Kyle's arrival adds: "The board of directors would like to confirm that they have not to date received an offer from Mr Phil Hodgkinson which would see any immediate introduction of funds to the club. However, a date for a proposed meeting between the board and Mr Hodgkinson is currently being discussed."

Hodgkinson responds on Port Chat. "The club have received two written offers from me offering cash for shares, plus they haven't confirmed a date to meet yet. How have they managed to engage an admitted total stranger in three weeks, yet three months later I have still been ignored?"

4 July: Minutes from the Trust In Yellow board's meeting with club directors on 28 June are made public. They reveal new director Ian Kyle is vice-chairman, with director James Treadwell listed as chairman and Adrian Shandley "special projects" director. "We are currently in confidential discussions with Phil Hodgkinson, so it is not appropriate to answer some of the questions asked at this stage"

11 July: The moment many Southport fans have been waiting for. Southport reveal the eagerly-awaited meeting with Phil Hodgkinson will take place "later this week" between the businessman, Nigel Allen and the club's board. "The board look forward to progressing discussions with a view to a positive outcome in the best interests of Southport Football Club," says a club statement

12 July: Former Southport striker Steve Haw rejoins the club as general manager.

15 July: A second #BACKTHEBID meeting takes place at the Railway Club on Sussex Road at 12 noon - the same time as a 'Family Fun Day' at the football club is taking place ahead of the first home pre-season game with Blackpool (15:00 BST).

Phil Hodgkinson and Nigel Allen address the meeting and urge supporters to respect the decision of fellow fans in regards to whether they attend, boycott or go to away games only in 2017-18.

On the field the club get off to a fantastic start losing just one (at runaway Champions Salford City) of the opening 8 games and sat in 3rd place at the end of August. It's a start that took many people by surprise.

The much heralded arrival of new Director Phil Hodgkinson on September 5th coincided with a heavy 6-0 defeat at Stockport and a run of 20 games without a win. Alan Lewer and Mark Wright left at the start of October and a high profile appointment was made in Kevin Davies. After a shaky start the 3-0 home win on New Years Day against Chorley was the start of a record breaking run of six home wins in succession and a rise up to 8th in the table.



Kevin Davies

That was as good as it got as eight out of the last nine games ended in defeat and Kevin Davies left the club at the end of the 2017/18 season. The club flirted with relegation but other club's results helped stave it off and a somewhat surprising 4-2 away win at Darlington ensured safety and a 15th place finish.

Kevin is replaced by Liam Watson.

	2017/18	P	W	D	L	F	A	PTS	H	Att	A	Att
1	Salford	42	28	7	7	80	45	91	0-1	1165	1-2	1757
2	Harrogate	42	26	7	9	100	49	85	1-4	868	0-2	1386
3	Brackley	42	23	11	8	72	37	80	0-1	1004	0-4	343
4	Kidderminster	42	20	12	10	76	50	72	0-3	901	0-3	1968
5	Stockport	42	20	9	13	75	57	69	3-1	1652	0-6	2702
6	Chorley	42	18	14	10	52	39	68	3-0	1309	0-0	1517
7	Bradford PA	42	18	9	15	66	56	63	0-4	835	2-1	574
8	Spennymoor	42	18	9	15	71	67	63	1-2	838	1-2	891
9	Boston United	42	17	9	16	67	66	60	4-0	886	2-3	784
10	Blyth Spartans	42	19	2	21	76	69	59	0-3	905	0-2	398
11	York City	42	16	10	16	65	62	58	1-1	1177	2-3	2169
12	Darlington	42	14	13	15	58	58	55	2-0	1059	4-2	1019
13	Nuneaton	42	14	13	15	50	57	55	0-1	814	0-3	553
14	AFC Telford	42	16	5	21	55	69	53	3-0	784	1-1	1082
15	Southport	42	14	8	20	60	72	50	**	**	**	**
16	FC United Of Manchester	42	14	8	20	58	72	50	3-3	1270	0-1	2863
17	Alfreton	42	14	7	21	67	71	49	1-3	1614	1-0	479
18	Curzon Ashton	42	12	13	17	52	66	49	3-1	863	2-2	519
19	Leamington	42	13	10	19	51	65	49	2-0	848	1-0	711
20	Gainsborough Trinity	42	14	4	24	47	73	46	2-2	771	3-0	532
21	Tamworth	42	11	9	22	55	77	42	3-0	849	3-3	564
22	North Ferriby	42	4	9	29	25	101	21	2-2	835	3-0	309

C	Player	2017/18	Lge Apps	Lge Sub	League Goals		Cup App	Cup Sub	Cup Goals	Total App	Total Sub	Total Goals
1	787	Kaiman Anderson	2	5	1		2	1	0	4	6	1
2	556	Adam Dugdale	15	0	1		1	1	0	16	1	1
3	773	Alex Fletcher	4	4	0		2	0	0	6	4	0
4	780	Mark Halstead	15	1	0		1	0	0	16	1	0
5	765	Brad Jackson	21	2	0		3	0	0	24	2	0
6	775	Steve Jennings	8	4	1		1	0	0	9	4	1
7	767	Curtis Jones	14	1	1		3	0	0	17	1	1
8	776	Ethan Jones*	3	5	1		0	0	0	3	5	1
9	611	John Paul Kissock	4	2	0		3	0	0	7	2	0
10	777	Jacques Kpohomouh*	2	5	0		1	0	0	3	5	0
11	772	Liam Martin	4	0	2		0	0	0	4	0	2
12	778	Rowan Roache *	0	1	0		0	0	0	0	1	0
13	770	Gary Roberts*	14	0	4		1	0	0	15	0	4
14	771	Jack Sampson	27	0	9		2	1	0	29	1	9
15	769	Steven Schumacher*	9	2	4		0	0	0	9	2	4
16	768	Dominic Smith*	22	1	0		2	0	0	24	1	0
17	764	Iain Turner	7	1	0		0	0	0	7	1	0
18	766	Andy White*	19	0	1		4	0	1	23	0	2
19	774	Yves Zama*	3	6	0		1	0	0	4	6	0
20	779	Christopher Sang*	6	3	1		1	0	0	7	3	1
21	781	Chris Merrie*	3	3	1		0	0	0	3	3	1
22	782	Dan Cockerline	7	9	0		1	1	0	8	10	0
23	783	Lee Croft*	0	2	0		3	0	0	3	2	0
24	784	Nathan Lowe*	8	3	1		3	0	0	11	3	1
25	785	David Morgan	23	2	2		1	0	0	24	2	2
26	786	Ross Sykes	6	0	0		0	0	0	6	0	0
27	788	Jordan Hallam*	10	0	2		1	1	0	11	1	2
28	575	Josh Hine	5	3	0		2	0	1	7	3	1
29	789	David Lynch	25	0	0		2	0	0	27	0	0
30	790	Jon Worsnop	20	0	0		2	0	0	22	0	0
31	793	Jason Gilchrist	23	0	15		1	1	1	24	1	16
32	792	Steve Howson	20	0	0		2	0	0	22	0	0
33	791	Caleb Richards	9	0	0		0	0	0	9	0	0
34	796	Adam Dawson	7	10	0		0	0	0	7	10	0
35	795	Nathan Sheron	5	0	1		0	0	0	5	0	1
36	794	Billy Priestley	16	2	1		0	0	0	16	2	1
37	797	Clive Smith	5	7	1		0	0	0	5	7	1
38	798	Jordan Richards	17	0	0		0	0	0	17	0	0
39	799	Dion Charles	15	2	4		0	0	0	15	2	4
40	800	Elliot Osborne	16	0	3		0	0	0	16	0	3
41	801	Graham Kelly	10	1	0		0	0	0	10	1	0
42	802	Mekhi McLeod	0	2	0		0	0	0	0	2	0
43	803	Lewis Doyle	0	5	0		2	0	0	2	5	0
44	804	Olly Marx	8	0	0		0	0	0	8	0	0
45	724	Alex Whittle	2	2	0		0	0	0	2	2	0
46	805	Ross Hannah	3	6	2		0	0	0	3	6	2
	CO	Matt Lavelle	0	0	0		2	0	0	2	0	0
	CO	Ben Foulds	0	0	0		1	0	0	1	0	0
	CO	Elliot Jones	0	0	0		1	0	0	1	0	0
	CO	Luke Tabone	0	0	0		2	0	0	2	0	0

	CO	Paul Jewell	0	0	0	1	0	0	1	0	0
	CO	Bafude Djabi	0	0	0	0	1	0	0	1	0
	CO	Isaac Jones	0	0	0	0	1	0	0	1	0
	CO	Rhoss De Andrade	0	0	0	0	2	0	0	2	0
	CO	Tom Fagan	0	0	0	0	1	0	0	1	0
		Own Goals			1						1
		TOTAL	462	102	60	55	11	3	517	113	63

2018/19



A refurbished Main Stand greeted supporters for the start of the 2018-19 season and lots of promises for a bright new future. Off the field we had a CEO, Media Manager, Community Development Manager, Commercial Manager and a General Manager in place.



Liam back at the helm.

A squad filled with experience at this level and above and hopes high that the much needed stability on and off field was in place to allow the club to progress.

The 2018-19 season was, as so many have been at Southport Football Club, one of ups and downs. A dreadful start in the league saw the club sitting bottom of the table at the end of October but a fine run of form in November saw manager Liam Watson pick up the Manager of The Month award and a climb up the table.

Cup runs were to be the main feature of the season. An FA Cup run to round two saw the club one game away from a tie against Tottenham Hotspur after holding Tranmere to a 1-1 draw at Prenton Park and very nearly winning the game. It was not to be as in front of a new ground record 5414 gate and TV audience, Tranmere won the replay 2-0 and the dream was over.



Full House v Tranmere

The league form improved and a 14th place finish was attained.

Silverware came the club's way in the form of a Liverpool Senior Cup, Lancashire Junior Cup double with wins against Prescott Cables and Colne, the first time the club had done the cup double since 1992/93.

As soon as the season ended the club were rocked by the news that owner Phil Hodgkinson was leaving to take over as chairman and majority shareholder at Huddersfield Town. Most of the off field team had departed with just the Commercial Manager left. Long serving secretary Ken Hilton had also left at the end of November.

Many promises and visions were left unfulfilled and a feeling of disappointment at another false dawn came over supporters. Many saw it coming whilst others truly believed we were heading for the Football League once more.

A new Board of Ian Kyle, who presents a much more realistic vision for the club, manager Liam Watson and Steve Porter are in place as directors going in to the season.

The Facts And Figures From 2018-19.

- Our total home attendances were the highest we have had in Conference North to give it its generic title. The aggregate of 22497 gave an average of 1071 up 59 on the previous season.
- The total home and away was 47880 our best in CN by 3493, this gave an average of 1140 which is up 84 on the previous season.
- Dan Hanford became the first Southport player to be ever present since Tony McMillan in 2009-10.

- Liam Watson is the first manager to complete a full season in charge since....Liam Watson in 2012-13, the last manager other than Liam to complete a season was Peter Davenport in 2006-07.
- Our 14 draws was the highest we have had in CN.
- The 58 goals scored was a CN low.
- 28 players were used in league matches, the lowest number since 2010-11
- The 5414 gate against Tranmere was the highest ever NL Home gate.
- The 3724 gate at Stockport was the highest we have played in front of in CN league matches.
- The 60 matches played in all competitions was the highest since 2008-09.
- Jack Sampson became the 28th player to join our 20 Goal Club
- Jordan Archer was the only player to score on debut.
- We went 24 games without a draw from 2017-18 into 2018-19 which is a NL Club Record
- We also went 12 games without a home win from 2017-18 into 2018-19 which is also a NL Club Record
- The 13 wins is a CN low but way off the record of 8 set back in 1979-80
- The Liverpool Senior/Lancashire Junior Cup double has only been done once before as a NL club...in 1992-93
- Brad Bauress scored our 7000th League goal. 1570 Pre League and 2961 Football League.

	2018/19	P	W	D	L	F	A	PTS	H	Att	A	Att
1	Stockport	42	24	10	8	77	36	82	0-1	1736	2-3	3724
2	Chorley	42	24	9	9	83	41	81	5-3	1542	0-4	1368
3	Brackley	42	22	11	9	72	40	77	0-0	791	0-2	590
4	Spennymoor	42	22	10	10	78	48	76	1-1	821	1-1	660
5	Altrincham	42	20	11	11	85	56	71	1-3	1268	0-1	1102
6	Blyth Spartans	42	20	9	13	74	62	69	0-1	820	1-2	1491
7	Bradford PA	42	18	11	13	71	61	65	2-2	949	2-2	532
8	AFC Telford	42	17	14	11	64	55	65	0-4	1052	0-1	1274
9	Chester	42	16	14	12	60	62	62	3-0	1644	0-0	1984
10	Kidderminster	42	17	9	16	68	62	60	2-2	956	4-1	1513
11	Boston United	42	17	7	18	62	60	58	2-3	1025	2-1	1146
12	York City	42	16	10	16	58	63	58	1-2	1149	0-1	2174
13	Leamington	42	13	15	14	57	60	54	5-1	892	0-1	452
14	Southport	42	13	14	15	58	55	53	**	**	**	**
15	Alfreton	42	13	12	17	53	67	51	2-1	1021	1-3	546
16	Darlington	42	12	14	16	56	62	50	0-0	1019	0-0	1462
17	Hereford	42	11	16	15	47	58	49	1-0	1002	3-0	1512
18	Curzon Ashton	42	13	10	19	44	71	49	2-2	587	3-0	380
19	Guiselley	42	9	17	16	46	60	44	1-0	701	1-0	761
20	Ashton United	42	9	8	25	44	87	35	2-2	881	2-1	286

21	FC United Of Manchester	42	8	10	24	49	82	34	0-0	1665	1-1	1967
22	Nuneaton	42	4	7	31	38	96	19	1-1	976	4-1	459

C	Player	2018/19	Lge Apps	Lge Sub	League Goals	Cup App	Cup Sub	Cup Goals	Total App	Total Sub	Total Goals
1	806	Dan Hanford	42	0	0	9	0	0	51	0	0
2	798	Jordan Richards	31	2	2	14	1	1	45	3	3
3	794	Billy Priestley	4	1	0	1	0	1	5	1	1
4	789	David Lynch	9	2	0	4	0	0	13	2	0
5	807	Ryan Astles	28	2	3	11	1	0	39	3	3
6	808	Josh Langley	9	0	0	1	0	0	10	0	0
7	784	Nathan Lowe	5	0	0	0	0	0	5	0	0
8	710	Mike Phenix	3	4	0	1	0	2	4	4	2
9	771	Jack Sampson	33	6	13	9	1	3	42	7	16
10	785	David Morgan	38	1	5	9	4	1	47	5	6
11	793	Jason Gilchrist	18	11	4	5	3	5	23	14	9
12	814	Bradley Bauress	25	2	5	10	3	2	35	5	7
13	809	Devam Green	19	14	2	12	5	2	31	19	4
14	799	Dion Charles	37	4	14	13	2	7	50	6	21
15	810	Stefan Mueller	3	1	0	4	2	0	7	3	0
16	800	Elliot Osborne	6	2	1	0	0	0	6	2	1
17	811	Dean Winnard	19	2	2	9	0	2	28	2	4
18	625	Andy Parry	16	5	0	7	2	0	23	7	0
19	812	Reagan Ogle	34	0	0	14	2	0	48	2	0
20	813	Josh Dobie	0	1	0	0	0	0	0	1	0
21	815	Bouwe Bosma	1	1	0	2	0	0	3	1	0
22	816	Marcus Wood	26	0	0	8	1	0	34	1	0
23	817	Morgan Homson-Smith	2	19	0	8	6	2	10	25	2
24	818	Liam Edwards	22	0	0	7	0	0	29	0	0
25	819	Jordan Archer	13	8	4	8	2	5	21	10	9
26	820	Liam Davies	1	5	0	7	0	0	8	5	0
27	821	Patrick Lacey	4	5	0	5	0	2	9	5	2
28	822	Matty Platt	14	1	2	3	1	0	17	2	2
	CO	Andy Hollins	0	0	0	1	1	2	1	1	2
	CO	Josh Tibbetts	0	0	0	9	0	0	9	0	0
	CO	Oliver Crowley	0	0	0	1	0	0	1	0	0
	CO	Zehn Mohammed	0	0	0	1	0	0	1	0	0
	CO	Dom McHale	0	0	0	1	0	0	1	0	0
	CO	Billy Whittle	0	0	0	1	0	0	1	0	0
	CO	Nkosilile Mapmosa	0	0	0	1	0	0	1	0	0
	CO	Kris Owens	0	0	0	1	0	0	1	0	0
	CO	Alex Russell	0	0	0	0	1	0	0	1	0
	CO	Paul Ennis	0	0	0	0	1	0	0	1	0
	803	Lewis Doyle	0	0	0	1	1	0	1	1	0
		Own Goals	0	0	0			1	0	0	1
		TOTAL	462	99	57	198	40	38	660	139	95

2019-20

A unique season, being ended after 32 games due to the Corona Virus pandemic.

Southport sat in twelfth place when the season came to a halt on March 7th with little chance of going up or down and we could sit back and watch everyone else argue about the rights and wrongs of how the season should be completed.

As it happened the season was decided on a points per game formula which saw Kings Lynn who were second at the time the season stopped, promoted as champions and York who were top finished second and into the play offs which were eventually won by Altrincham who had finished 5th.

It's fair to say it was an uneventful season by Southport standards. We were sitting in third place going in to Boxing Day but a poor run which saw just one win in the final 12 games saw a slide down to 12th place.

No awards and no records to report and the same manager started and ended the season.

David Morgan was selected as part of the Vanarama National North Team Of The Season.



No promotions from the feeder leagues. AFC Fylde and Chorley relegated from National. King's Lynn and Altrincham promoted

PPG POS		Team	P	W	D	L	F	A	W	D	L	F	A	GS	GA	GD	PTS	PPG	H	Att	A	Att
1	2	King's Lynn	32	11	3	3	34	17	8	4	3	29	22	63	39	24	64	84.00	1-2	1257	**	**
2	1	York City	34	9	5	3	24	15	10	4	3	28	13	52	28	24	66	81.52	0-2	1144	1-1	2748

3	4	Boston United	32	10	3	2	23	11	7	4	6	23	21	46	32	14	58	76.12	1-3	883	0-2	1021
4	3	Brackley Town	34	8	8	1	33	9	8	4	5	28	16	61	25	36	60	74.12	1-0	1047	1-1	350
5	5	Altrincham	33	11	4	1	43	16	5	5	7	19	24	62	40	22	57	72.54	2-1	904	0-3	1519
6	7	Chester	32	10	3	3	36	16	5	6	5	22	22	58	38	20	54	70.87	1-3	1830	0-4	1928
7	8	Gateshead	31	10	3	4	29	15	4	7	3	18	16	47	31	16	52	70.45	**	**	0-0	879
8	6	Spennymoor	34	12	3	3	45	21	3	7	6	18	24	63	45	18	55	67.94	**	**	0-1	1343
9	9	Guiseley	33	7	3	7	26	20	7	5	4	26	21	52	41	11	50	63.64	3-0	937	**	**
10	11	Darlington	33	9	3	5	25	19	5	3	8	18	31	43	50	-7	48	61.09	**	**	0-2	1331
11	10	Farsley Celtic	34	7	4	6	26	22	7	2	8	24	23	50	45	5	48	59.29	**	**	3-0	389
12	12	Southport	32	7	3	6	24	21	5	4	7	16	20	40	41	-1	43	56.44	**	**	**	**
13	14	Alfreton Town	32	7	3	6	31	24	5	1	10	17	31	48	55	-7	40	52.50	**	**	0-2	507
14	13	AFC Telford	34	6	4	7	30	29	5	5	7	21	27	51	56	-5	42	51.88	0-1	910	**	**
15	16	Kidderminster Harriers	33	3	4	9	18	24	7	4	6	21	19	39	43	-4	38	48.36	1-2	903	1-0	1206
16	15	Hereford	35	4	10	3	20	20	5	2	11	19	36	39	56	-17	39	46.80	3-2	604	2-2	1712
17	19	Gloucester City	30	6	3	5	21	18	3	3	10	18	39	39	57	-18	33	46.20	1-0	815	1-0	334
18	17	Leamington	32	6	6	4	19	13	3	2	11	20	38	39	51	-12	35	45.94	4-1	947	0-1	458
19	20	Kettering	31	4	6	5	19	21	3	5	8	17	25	36	46	-10	32	43.35	1-1	825	**	**
20	18	Curzon Ashton	33	6	3	7	20	17	2	7	8	14	25	34	42	-8	34	43.27	0-0	1120	**	**
21	21	Blyth Spartans	33	3	3	10	16	37	3	2	12	16	41	32	78	-46	23	29.27	2-0	887	4-1	587
22	22	Bradford Park Avenue	33	3	2	12	15	37	2	3	11	10	43	25	80	-55	20	25.45	3-3	809	3-0	418
			720	159	89	112	577	442	112	89	159	442	577	1019	1019	0						

C	Player	2019/20	Lge Apps	Lge Sub	League Goals	Cup App	Cup Sub	Cup Goals	Total App	Total Sub	Total Goals
1	806	Dan Hanford	16	0	0	3	0	0	19	0	0
2	823	Zehn Mohammed	22	4	2	8	2	3	30	6	5
3	812	Reagan Ogle	20	2	0	6	0	0	26	2	0
4	811	Dean Winnard	25	0	0	6	0	0	31	0	0
5	807	Ryan Astles	32	0	3	10	1	1	42	1	4
6	625	Andy Parry	5	4	0	4	2	1	9	6	1
7	809	Devam Green	17	7	6	6	2	4	23	9	10
8	785	David Morgan	30	0	11	8	1	2	38	1	13
9	799	Dion Charles	2	0	0	0	0	0	2	0	0
10	771	Jack Sampson	29	1	3	9	0	8	38	1	11
11	814	Brad Bauress	24	2	4	7	2	2	31	4	6
12	824	Raul Correia	15	9	3	6	4	1	21	13	4
13	825	Jack Doyle	25	2	1	6	0	0	31	2	1
14	826	Kieran Glynn	9	5	2	4	1	0	13	6	2
15	618	Russell Benjamin	27	3	0	9	2	2	36	5	2
16	827	Connor Woods	6	17	0	6	5	3	12	22	3
17	817	Morgan Homson-Smith	3	4	0	1	0	0	4	4	0
18	821	Paddy Lacey	2	3	0	1	1	0	3	4	0
19	828	Charlie Albinson	16	0	0	8	0	0	24	0	0
20	829	George Newell	6	3	4	2	1	2	8	4	6
21	816	Marcus Wood	9	1	0	6	0	0	15	1	0
22	830	Elliot Richards	0	1	0	1	0	0	1	1	0

23	831	Charlie Oliver	8	7	0		2	2	0	10	9	0
24	832	Jack Dunn	0	3	0		0	0	0	0	3	0
25	833	Jack Sanders	3	0	0		0	0	0	3	0	0
26	834	Adam Anson	1	0	0		0	0	0	1	0	0
CO	487	Adam Carden	0	0	0		1	0	0	1	0	0
CO	**	Sheldon Jordan	0	0	0		1	0	1	1	0	1
CO	**	Eddie Servutts	0	0	0		0	1	0	0	1	0
		Own Goal			1				1	0	0	2
		TOTAL	352	78	40		121	27	31	473	105	71

2020-21

This season was declared null and void due to the ongoing Coronavirus Pandemic but as a club we are counting goals and appearances in our records.

C	Player	2020/21 (Void)	Lge Apps	Lge Sub	League Goals		Cup App	Cup Sub	Cup Goals	Total App	Total Sub	Total Goals
1	806	Dan Hanford	14	0	0		0	0	0	14	0	0
2	831	Charlie Oliver	13	0	0		4	1	0	17	1	0
3	832	Jack Doyle	10	2	0		4	0	0	14	2	0
4	618	Russ Benjamin	12	1	0		5	1	0	17	2	0
5	785	David Morgan	14	0	1		5	0	0	19	0	1
6	771	Jack Sampson	2	1	0		1	0	0	3	1	0
7	829	George Newell	5	2	2		3	2	3	8	4	5
8	835	Marcus Carver	13	1	4		2	2	0	15	3	4
9	647	Matty Challoner	13	0	0		4	0	0	17	0	0
10	836	Mo Ali	10	1	0		6	0	1	16	1	1
11	837	Jack Bainbridge	10	2	0		4	1	0	14	3	0
12	838	Niall Watson	6	6	1		5	0	2	11	6	3
13	839	Dylan Vassallo	6	6	2		3	2	0	9	8	2
14	834	Adam Anson	12	1	0		4	1	1	16	2	1
15	811	Dean Winnard	3	1	0		1	0	0	4	1	0
16	827	Connor Woods	7	4	2		3	2	0	10	6	2
17	819	Jordan Archer	4	4	4		4	0	0	8	4	4
18	840	Cameron Antwi	0	2	0		2	0	0	2	2	0
CO	582	Tony McMillan	0	0	0		6	0	0	6	0	0
CO	**	Rhys Fenlon	0	0	0		0	1	0	0	1	0
		Own Goals							1	0	0	1
		TOTAL	154	34	16		66	13	8	220	47	24

2021-22

What a strange old season this turned out to be.

Sitting bottom of the table after a 3-1 defeat at York on October 9th yet playing some decent football and getting three decent home draws the season changed around dramatically when after a 3-0 home win against Darlington at the end of October the team embarked on a run that was to push them into the play off zone by Boxing Day.

A fall off in form caused by a dreadful run of injuries saw a slide back down the table and a finishing place of 11th the best since our relegation back into the NLN was a fair reflection of the season.

The 15 draws, 11 at home is a record for our Conference North games and the most since 1991/92 when we had 17.

Cameron Mason was the only ever present and joins only 14 other people to have completed a full season. He also had 15 league clean sheets, the best since 2008/09 and he was voted Supporters Player Of The Year.

Leading League Scorer **Jordan Archer** with 16 plus 6 in cup competitions. He now has 35 goals for the club in all competitions

Doug Tharme won the Media Player Of The Year for the most MOTM awards in all competitions.

Adam Anson played in 53 out of 54 of our games.

Goal Of The Season-Was it ever in doubt? Marcus Carver's overhead kick against Chorley in the FA Cup won the vote by a considerable margin.

Assists- Four players had 8 assists each, Jack Doyle, Doug Tharme, Charlie Munro and Niall Watson

Best Home Attendance 1565 v York Lowest 686 v Alfreton Best Away Attendance 3199 at York Lowest 450 at Curzon

3 doubles for, Hereford, Guiseley and Bradford PA. 1 against Kettering.

Undefeated at home against all the play off sides. Failed to win against any of the top 10 away.

The last day 5-0 win at Bradford equals our record away winning margin of 5 which has now been achieved on 7 occasions. Our 13 games without a win was a new (unwanted) club record of games without a win.

	2021/22	P	W	D	L	F	A	Pts	H	Att	A	Att
1	Gateshead	42	29	7	6	99	47	94	3-3	817	1-3	2006
2	Brackley Town	42	25	12	5	53	23	87	0-0	994	0-1	510
3	AFC Fylde	42	24	8	10	68	37	80	0-0	1318	1-2	1361
4	Kidderminster Harriers	42	21	11	10	72	35	74	1-1	903	0-6	1955
5	York City	42	19	9	14	58	50	66	3-3	1565	1-3	3199
6	Chorley	42	17	14	11	62	49	65	0-0	873	1-2	1365
7	Boston United	42	18	9	15	63	57	63	4-1	1018	1-1	1552
8	Kettering	42	16	13	13	54	48	61	0-1	830	1-2	670
9	Alfreton Town	42	17	10	15	58	59	61	2-0	686	2-2	513
10	Spennymoor	42	17	9	16	55	51	60	1-1	874	2-3	1312
11	Southport	42	14	15	13	60	55	57	**	**	**	**
12	Hereford	42	15	10	17	51	52	55	2-0	851	1-0	1908
13	Darlington	42	14	11	17	57	58	53	3-0	831	0-1	1252
14	Curzon Ashton	42	13	13	16	51	63	52	0-0	840	0-0	450
15	Leamington	42	12	12	18	39	47	48	1-1	779	1-1	565
16	Chester	42	12	11	19	70	71	47	3-2	1253	0-5	1974
17	Gloucester City	42	10	16	16	47	60	46	2-2	801	1-0	939
18	Bradford Park Avenue	42	11	11	20	46	70	44	1-0	822	5-0	519
19	Blyth Spartans	42	12	7	23	41	76	43	2-3	769	2-1	641
20	AFC Telford	42	7	16	19	48	65	37	1-1	1236	3-0	931
21	Farsley Celtic	42	9	10	23	37	78	37	4-0	1235	0-2	665
22	Guiseley	42	9	8	25	31	69	35	2-1	1401	2-0	464

C	Player	2021/22	Lge Apps	Lge Sub	League Goals	Cup App	Cup Sub	Cup Goals	Total App	Total Sub	Total Goals
1	834	Adam Anson	41	0	1	12	0	2	53	0	3
2	831	Charlie Oliver	39	1	1	12	0	0	51	1	1
3	837	Jack Bainbridge	39	0	3	12	0	0	51	0	3
4	841	Cam Mason	42	0	0	5	0	0	47	0	0
5	832	Jack Doyle	34	1	0	10	0	1	44	1	1
6	842	Doug Tharme	32	0	3	11	0	2	43	0	5
7	819	Jordan Archer	32	7	16	7	2	6	39	9	22
8	838	Dylan Vassallo	29	9	2	9	1	0	38	10	2
9	845	Charlie Munro	28	5	1	6	4	0	34	9	1
10	844	Josh Hmami	23	9	4	8	1	0	31	10	4
11	843	Chris Doyle	24	1	2	6	1	0	30	2	2
12	827	Connor Woods	21	11	6	7	3	3	28	14	9
13	847	Tyler Walton	22	0	1	1	1	0	23	1	1
14	835	Marcus Carver	15	2	12	5	2	5	20	4	17
15	838	Niall Watson	12	15	5	7	4	3	19	19	8
16	818	Liam Edwards	9	0	0	3	0	0	12	0	0
17	846	Isaac Buckley-Ricketts	7	12	0	3	3	0	10	15	0
CO	582	Tony McMillan	0	0	0	7	0	0	7	0	0
18	852	Michael Carberry	5	1	0	0	0	0	5	1	0
19	829	George Newell	3	4	1	0	2	0	3	6	1
20	850	Lewis Mansell	2	3	0	1	0	0	3	3	0
21	618	Russ Benjamin	2	7	0	0	3	0	2	10	0
22	849	Declan Evans	1	0	0	0	0	0	1	0	0
23	848	Ryan Corrigan	0	6	0	0	0	0	0	6	0
24	851	Jack McGowan	0	1	0	0	0	0	0	1	0
		Own Goals	0	0	2	0	0	0	0	0	2
		TOTAL	462	95	60	132	27	22	594	122	82

